



Los Angeles County Sheriff's Department

August 2023


Monthly Report

Community College Bureau

During the month of August, LASD Community College Bureau collaborated with Associated Student Organization (ASO) at the Harbor Palooza 4.0 event. This event was sponsored by ASO to allow LAHC students, future students, and family members to experience the LAHC community through free food, music, games, and giveaways.



LASD personnel joined in and conducted a meet and greet with the LAHC community and even provided recruitment guides to students who were interested in joining law enforcement. For those students who were focused on finishing school, LASD personnel provided information on our new Student Worker Program at LACCD. We look forward to seeing our new Student Workers.



District Summary	3
HEAT Program	4
Training & Support	5
East LA College	6
LA City College	8
LA Harbor College	10
LA Mission College	12
LA Pierce College	14
LA Southwest College	16
LA Trade-Tech College	18
LA Valley College	20
West LA College	22

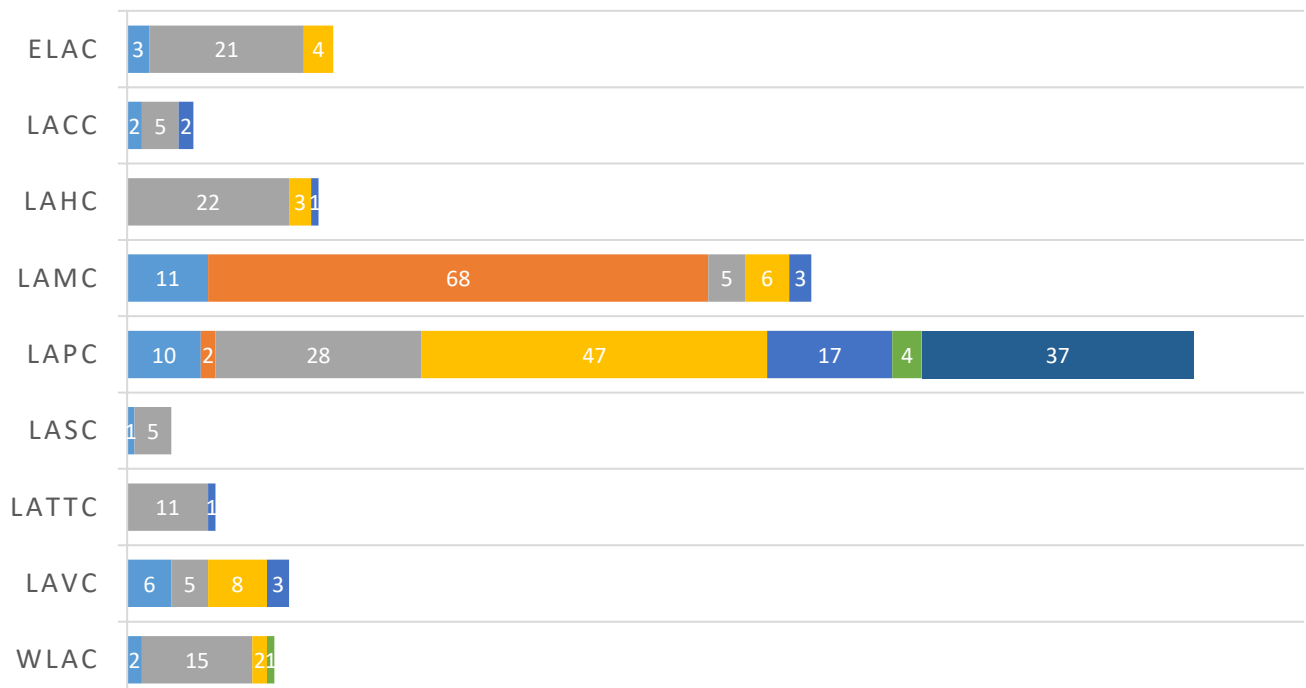
Community College Bureau (cont.)

Community College Bureau personnel also hosted a Mental Health and Suicide Prevention Training for LAHC Faculty. This event took place at LAHC Student Union, 2nd floor Multipurpose Room, and was led by MET Deputy Jeremy Mangahis and DMH Clinician Dr. Nicolas Beliz. They provided excellent training to help LAHC Faculty identify a mental health crisis and provided great tips to de-escalate situations. A special thank you to all LAHC Faculty, LAHC BIT Team, MET Deputy Mangahis, and DMH Clinician Dr. Beliz for taking the time to train and learn more about mental health to better serve our LACCD Students.



Top Security & Safety Concerns (YTD by Campus)

■ Access Control/Locks ■ Blue Phones ■ CCTV Cameras ■ Door / Window ■ Gate/Fencing ■ Lighting ■ Training Recommended

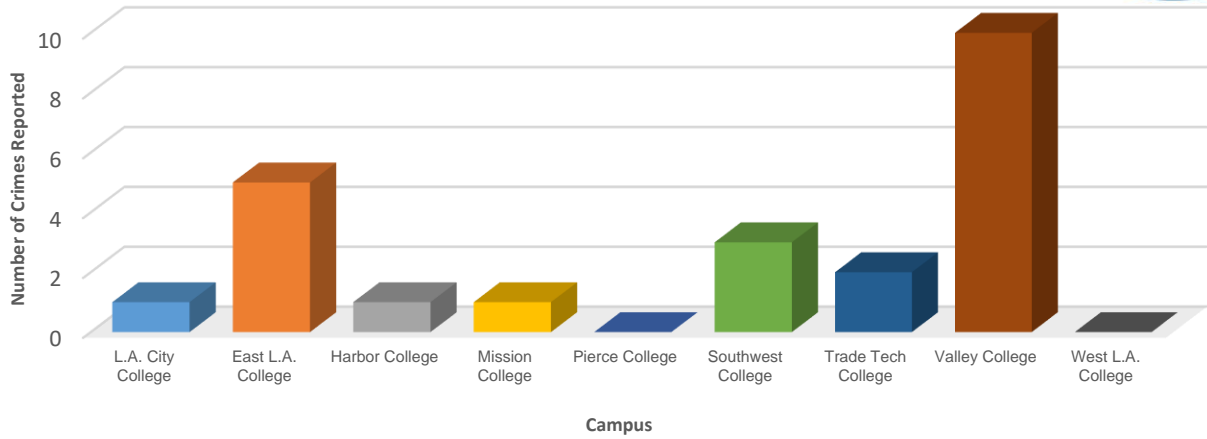


District Monthly Summary



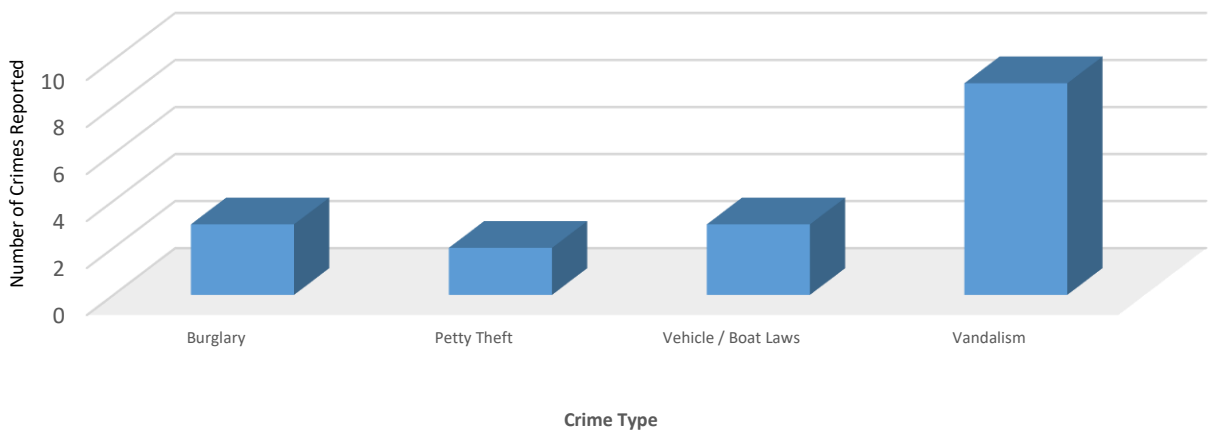
August 2023 Crime Statistics

Total Part I & II By Campus

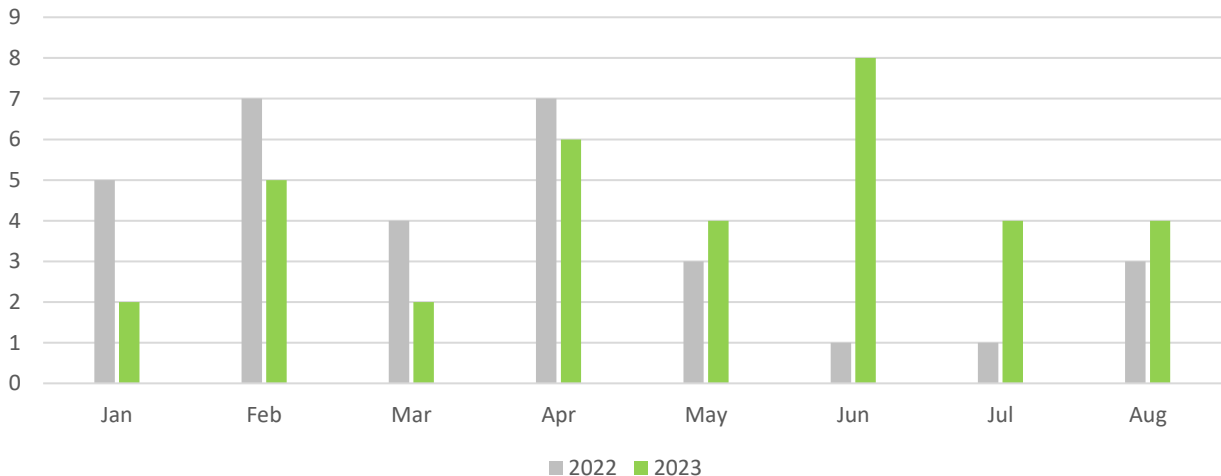


August 2023 Crime Statistics

Top District-Wide Part I & II Crime



Year-to-Date Arrests by Month



HEAT Program Update



The data metrics below were provided by the Mental Evaluation Team (MET) unit analysts as it pertains to HEAT program workload analysis in August of 2023. These are metrics specified in “Appendix A” of the new contract between LACCD and LASD.

Number of patients “Active” on HEAT caseload as of last day of August:	24
Number of cases referred by campus BIT program or other appropriate campus administrator(s) due to escalating behavioral health concerns:	1 from admin,
	7 from BIT
	1 from Campus Safety
Number of cases involving disruption to campus of classroom behavior (including online instruction):	0
Number of cases involving homelessness as a factor:	1
Summary of cases by severity using the LA County crisis level matrix (1-4):	(4) Level 2’s
Number of cases involving mental illness as a factor:	4 had prior/known diagnosis
Number of cases involving developmental disability as a factor:	0
Number of cases involving veterans with traumatic brain injury or PTSD:	0
Number of voluntary treatment referrals including patients with private health care committed to care suggested or arranged by the HEAT program personnel:	0
Number of involuntary holds / immediate transport to hospital pursuant to §§ 5150 or 5585 WIC:	0
Number of criminal cases averted by diversion to treatment program instead of seeking prosecution for a chargeable public offense including cases referred to the Intake Booking Diversion program in lieu of seeking a filing with the DA’s office:	0
Number of suicide prevention efforts utilizing “Caring Contacts” program	2
Number of formal referrals to private entities, hospitals, Department of Mental Health or Veteran’s Affairs Hospital programs for Level 1 or Level 2 treatment (pre-crisis aversion efforts):	0
Number of threat assessments year to date:	10



Training & Support Unit (TSU)

August Update...

- TSU Team Leader attended a School Safety Seminar hosted by JRIC.
- Conducted Active Shooting Training with Emergency Manager Adam Saurin at ELAC for 50 staff members.
- Conducted MYTEP trainings for LASD Security Officers and Deputies.



East Los Angeles College



ELAC had five crimes reported in the month of August and one arrest.

An indecent exposure was reported in Parking Structure 4 and an assault with a knife in Parking Structure 3. Crime bulletins were created for both incidents and distributed to nearby law enforcement agencies.

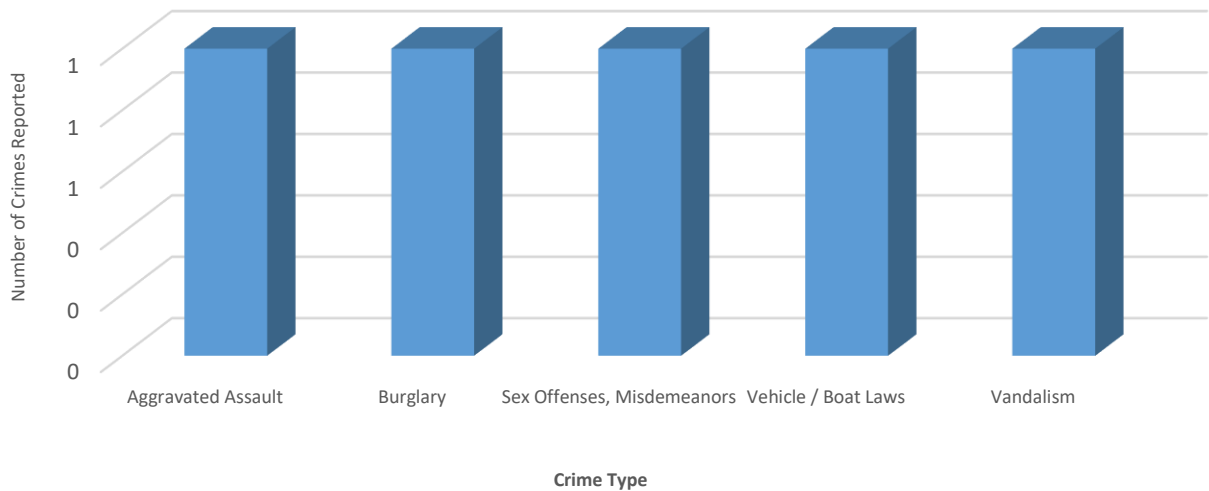
A male (non-student) was arrested (cited and released) for driving with an expired license.

CCTV camera problems continue to be the top safety and security concern reported year-to-date.

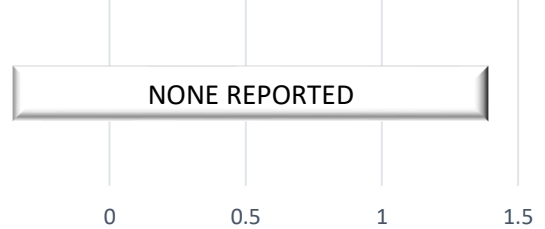
Overall, Part 2 crimes slightly increased from 2022 but Part 1 crimes decreased. Additional patrol checks have been conducted throughout the campus to help address the rise in crime.

August 2023 Crime Statistics

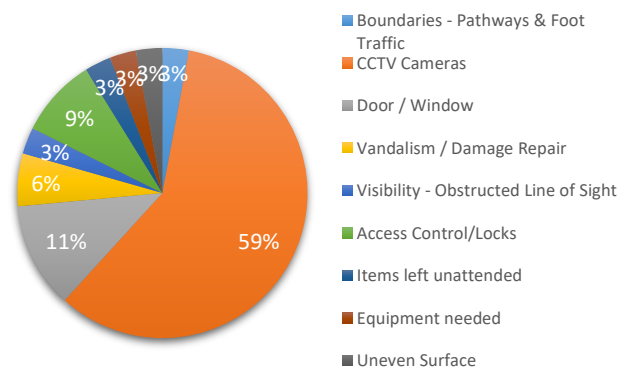
Top Part I & II Crime



Safety & Security Concerns Reported in AUG

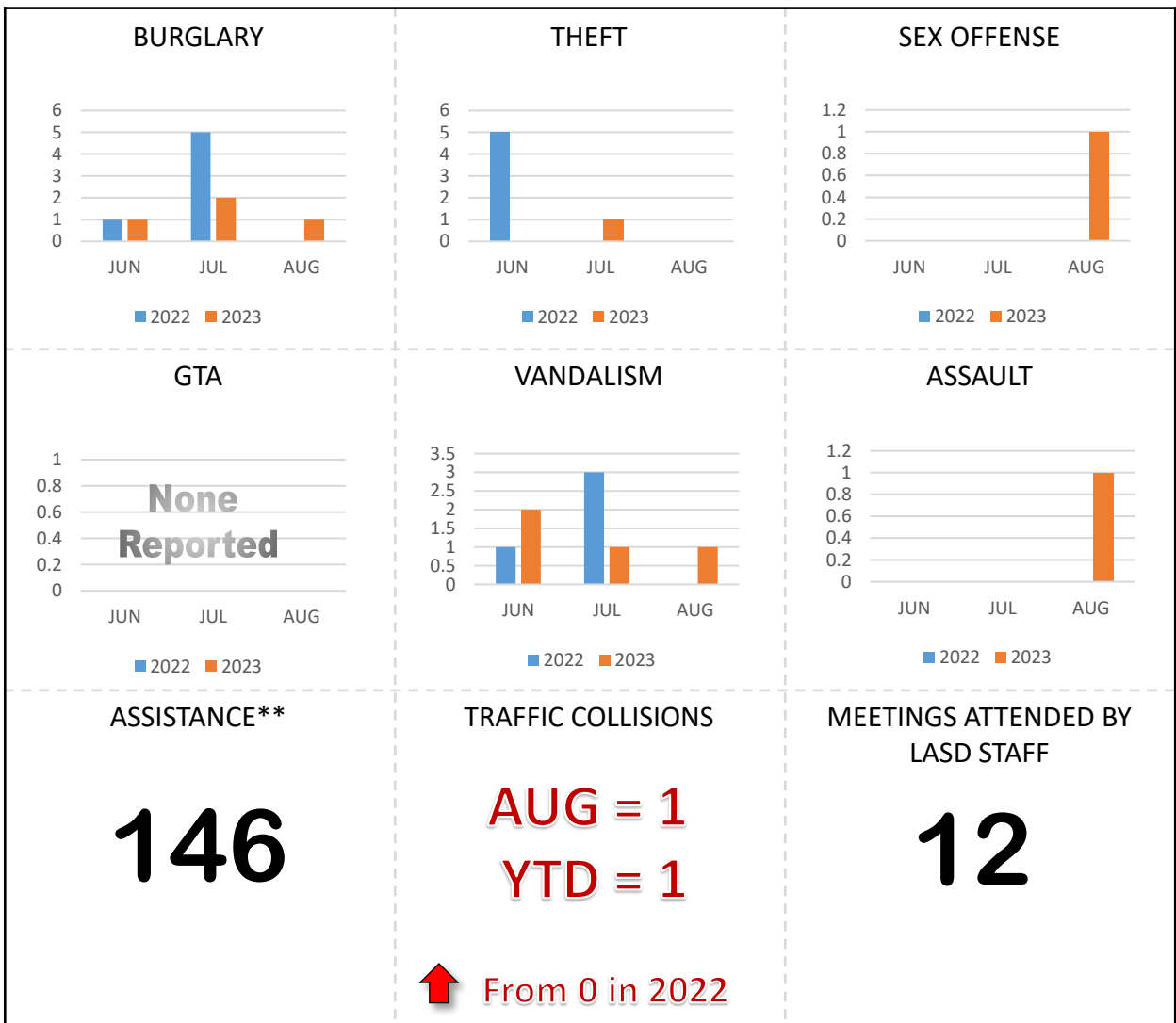
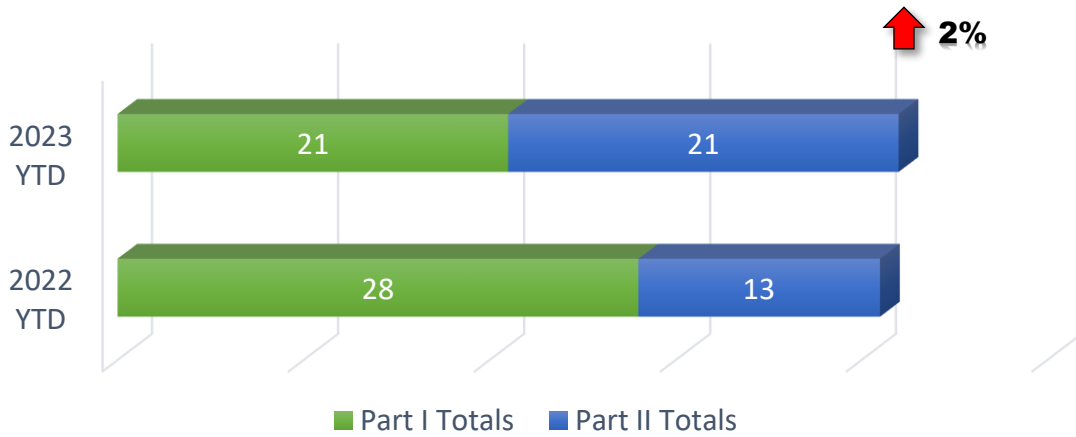


Safety & Security Concerns Reported YTD



East Los Angeles College

YTD PART I & II CRIME* 2-YR COMPARISON



*For UCR Part I & II crime definitions, visit: <https://ucr.fbi.gov/crime-in-the-u.s/2019/crime-in-the-u.s.-2019/topic-pages/offense-definitions>

**Assisting students, locking/unlocking doors and gates, providing escort service.



Los Angeles City College

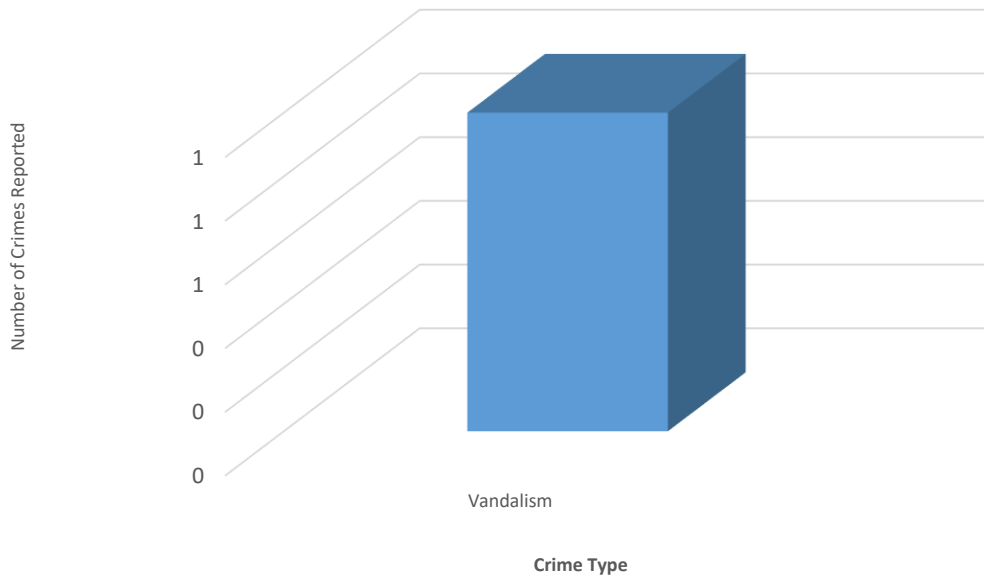
LACC had one crime reported in the month of August and one arrest for an outstanding felony warrant.

CCTV camera issues continue to be the highest safety and security concern reported year-to-date.

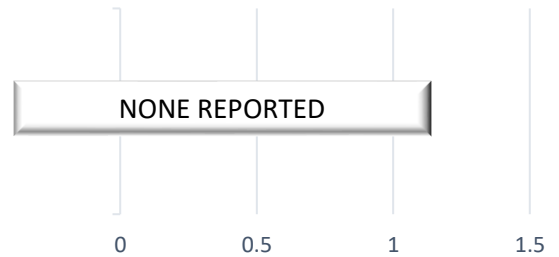
Overall, Part 2 crimes slightly increased from 2022, but Part 1 crimes decreased from 2022. Additional patrol checks have been conducted throughout the campus to help address the rise in crime.

August 2023 Crime Statistics

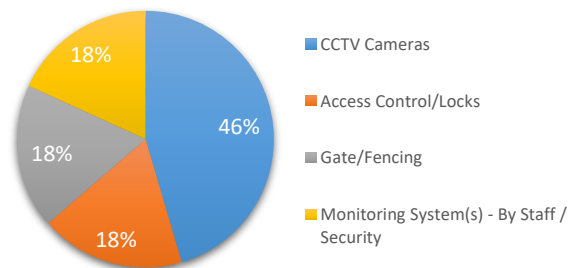
Top Part I & II Crime



Safety & Security Concerns Reported in AUG

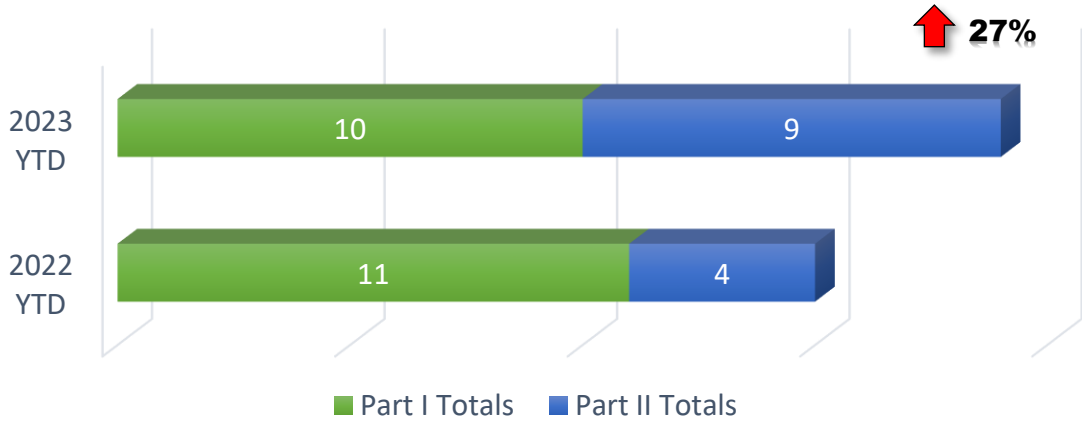


Safety & Security Concerns Reported YTD





YTD PART I & II CRIME* 2-YR COMPARISON



<p>BURGLARY</p> <p>■ 2022 ■ 2023</p>	<p>THEFT</p> <p>■ 2022 ■ 2023</p>	<p>SEX OFFENSE</p> <p>None Reported</p> <p>■ 2022 ■ 2023</p>
<p>GTA</p> <p>None Reported</p> <p>■ 2022 ■ 2023</p>	<p>VANDALISM</p> <p>■ 2022 ■ 2023</p>	<p>ASSAULT</p> <p>■ 2022 ■ 2023</p>
<p>ASSISTANCE**</p> <p>299</p>	<p>TRAFFIC COLLISIONS</p> <p>AUG = 0 YTD = 1</p> <p>↑ From 0 in 2022</p>	<p>MEETINGS ATTENDED BY LASD STAFF</p> <p>9</p>

*For UCR Part I & II crime definitions, visit: <https://ucr.fbi.gov/crime-in-the-u.s/2019/crime-in-the-u.s.-2019/topic-pages/offense-definitions>

**Assisting students, locking/unlocking doors and gates, providing escort service.

Los Angeles Harbor College



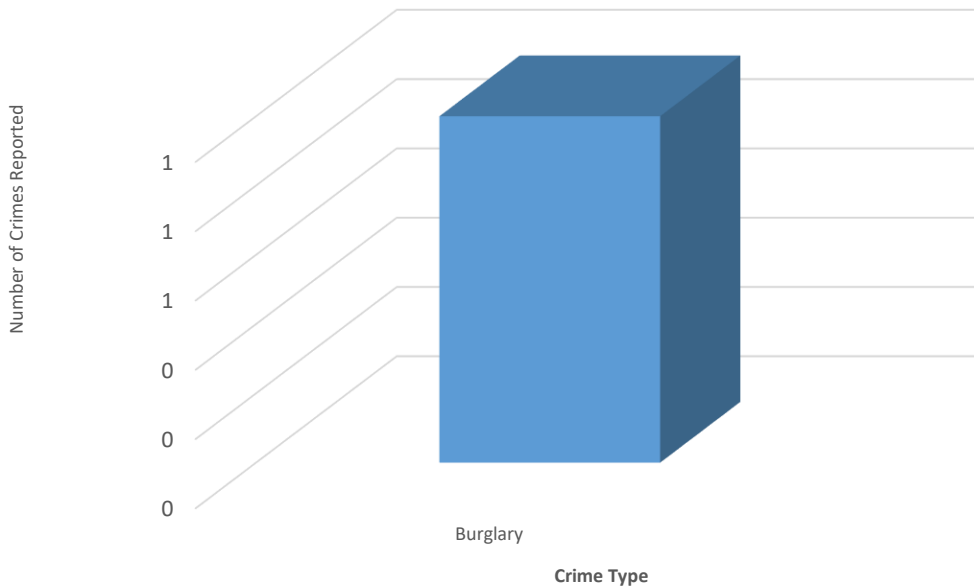
LAHC had one crime and no arrests in the month of August.

CCTV camera issues continue to be the highest reported safety and security concern year-to-date.

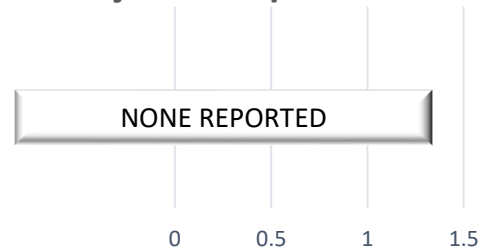
Overall, Part 1 and 2 crimes increased from 2022. Additional patrol checks have been conducted throughout the campus to help address the rise in crime.

August 2023 Crime Statistics

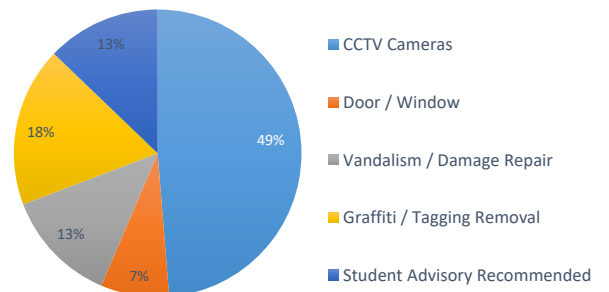
Top Part I & II Crime



Safety & Security Concerns Reported in AUG

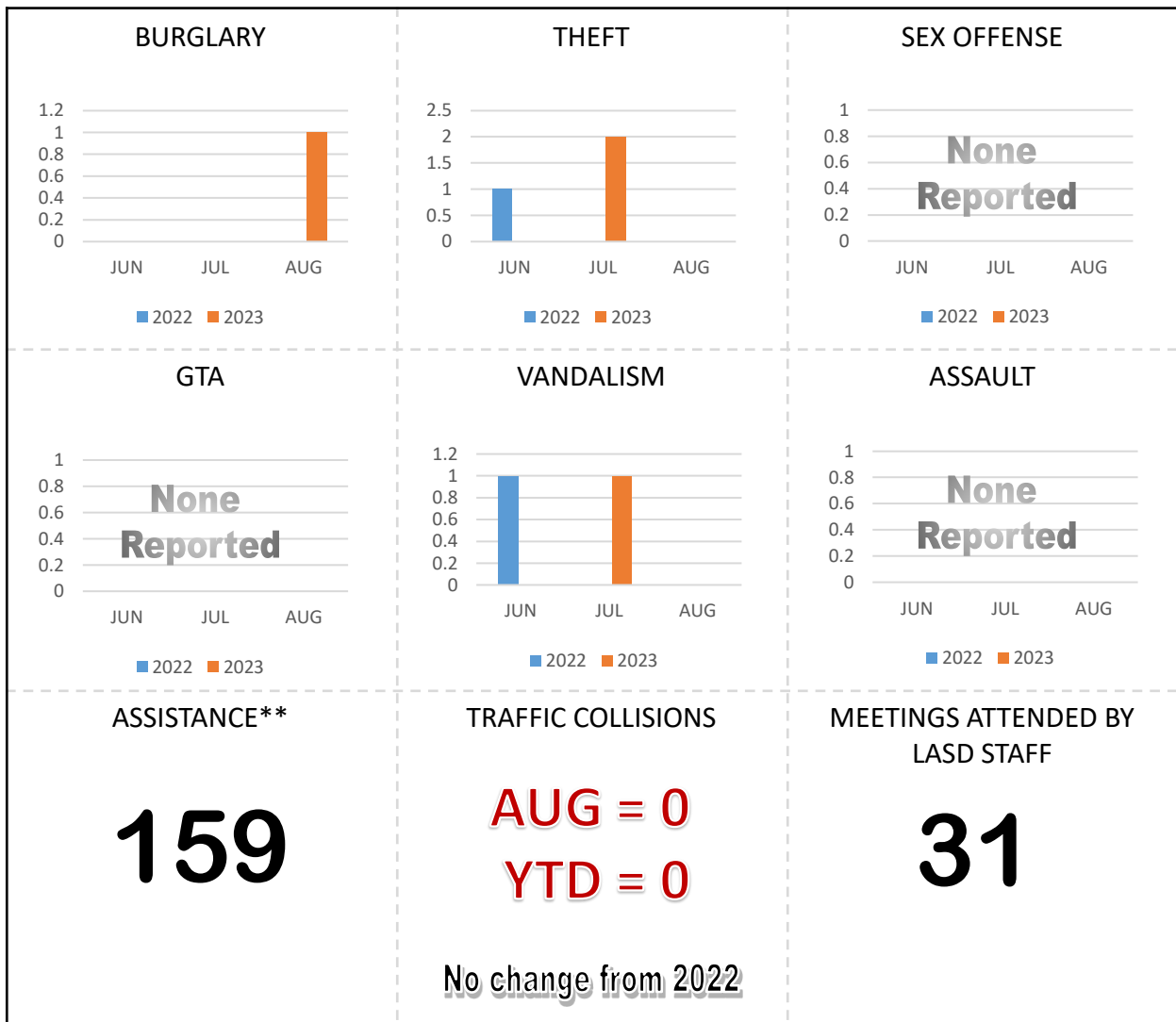
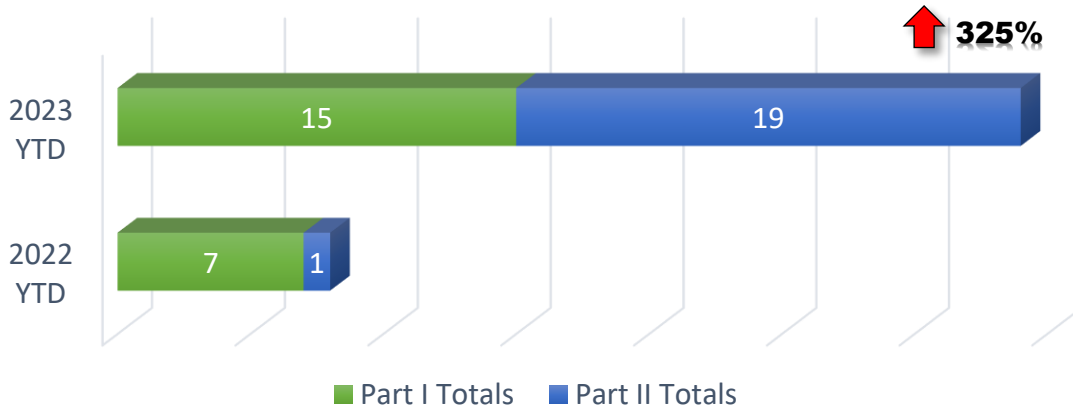


Safety & Security Concerns Reported YTD



Los Angeles Harbor College

YTD PART I & II CRIME* 2-YR COMPARISON



*For UCR Part I & II crime definitions, visit: <https://ucr.fbi.gov/crime-in-the-u.s/2019/crime-in-the-u.s.-2019/topic-pages/offense-definitions>

**Assisting students, locking/unlocking doors and gates, providing escort service.

Los Angeles Mission College




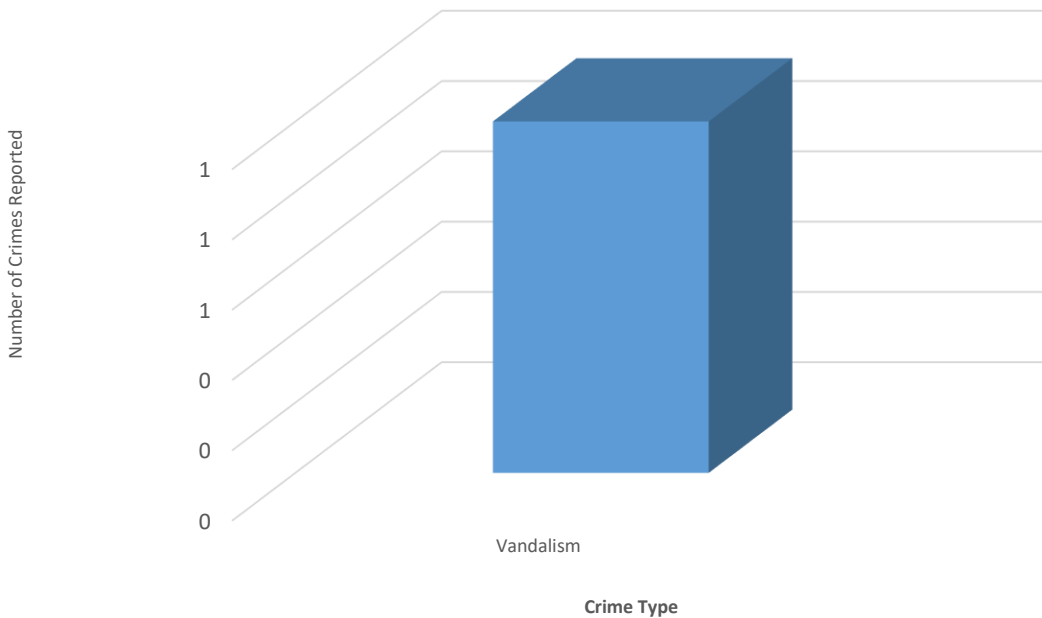
There was one crime reported for the month of August and no arrests made at LAMC.

The top safety and security concern reported this month as well as year-to-date is inoperable emergency blue phones.

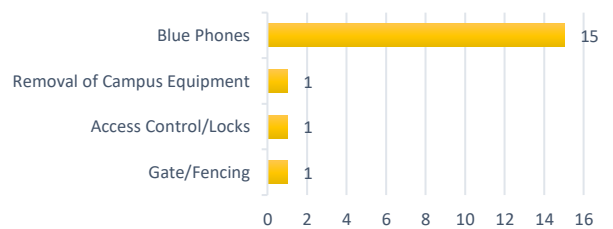
Overall, Part 1 and 2 crimes slightly increased from 2022. Additional patrol checks have been conducted throughout the campus to help address the rise in crime.

August 2023 Crime Statistics

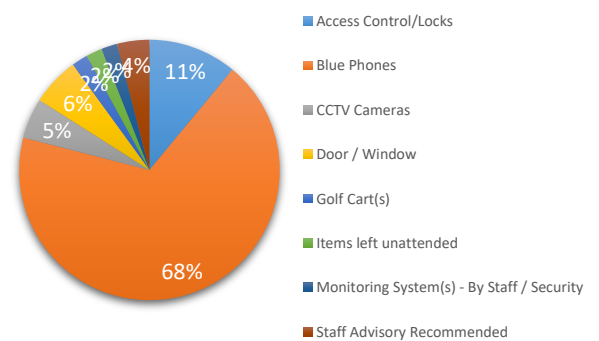
Top Part I & II Crime



Safety & Security Concerns Reported In AUG

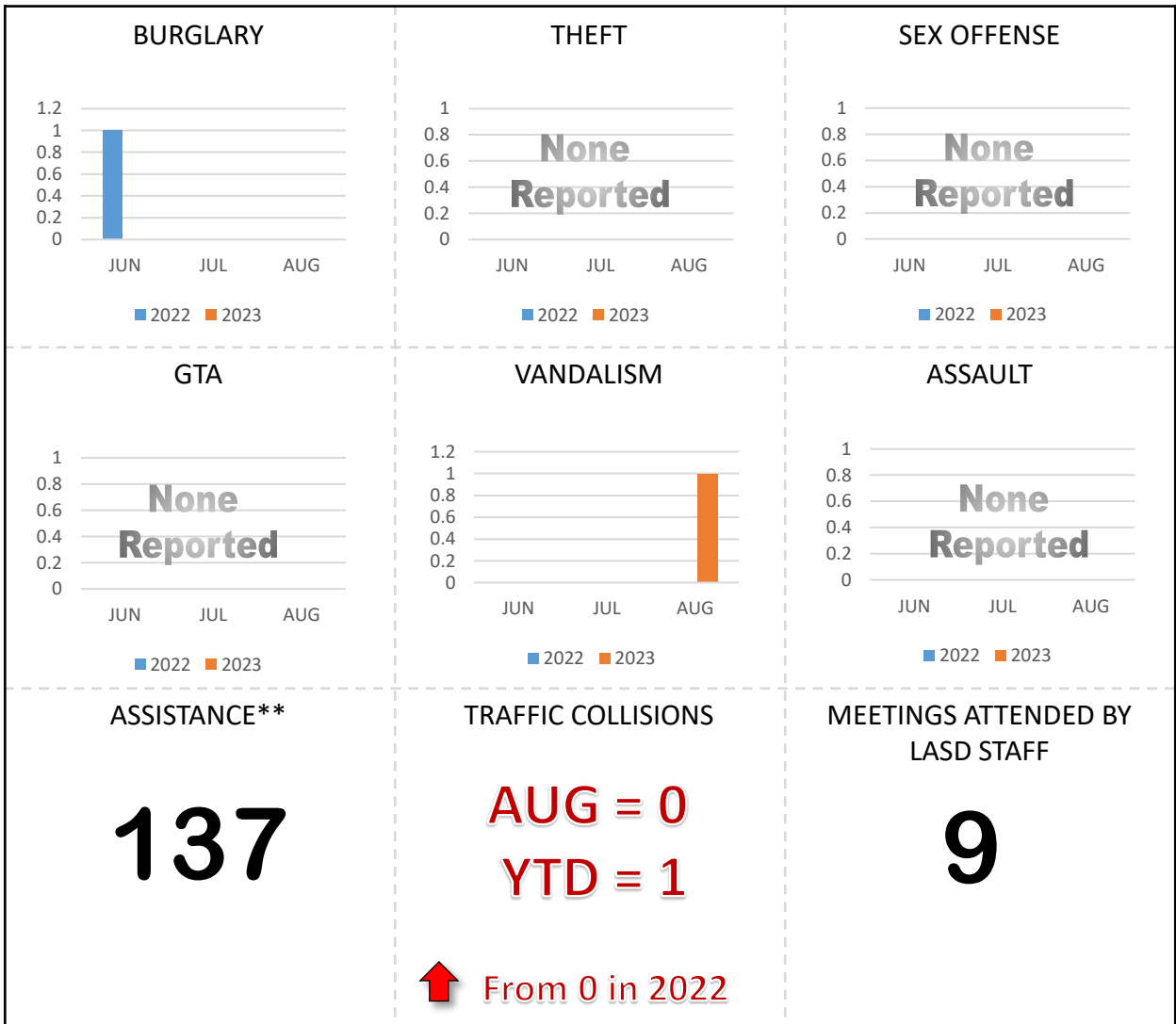
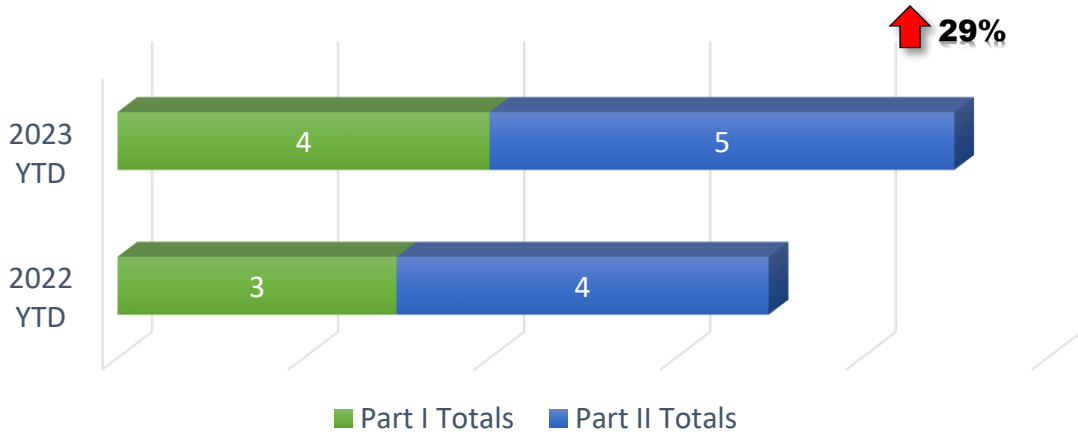


Top Safety & Security Concerns Reported YTD



Los Angeles Mission College

YTD PART I & II CRIME* 2-YR COMPARISON



*For UCR Part I & II crime definitions, visit:
<https://ucr.fbi.gov/crime-in-the-u.s/2019/crime-in-the-u.s.-2019/topic-pages/offense-definitions>

**Assisting students, locking/unlocking doors and gates, providing escort service.



Los Angeles Pierce College

LAPC had no crimes or arrests reported in the month of August.

Community College Bureau deputies and security officers continue to patrol the campus in efforts to keep the campus community safe and reduce crime as well as assist college staff with escort and door lock requests.

Issues with plumbing, gates/fences, and CCTV cameras were the top reported safety and security concerns reported for the month. Issues with doors/windows were the highest reported year-to-date.

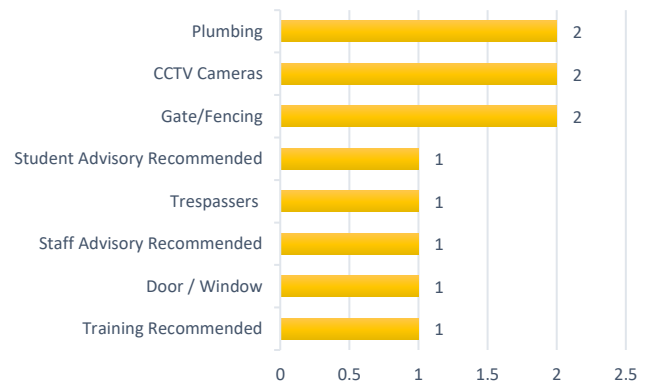
Reported crimes are currently down from the previous year.

August 2023 Crime Statistics

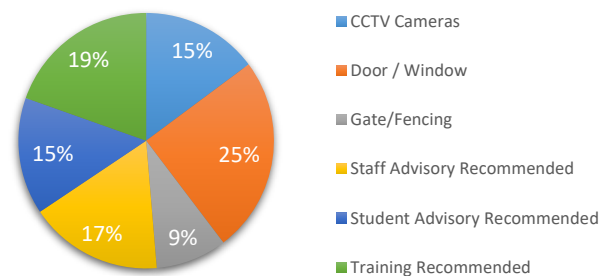
Top Part I & II Crime



Safety and Security Forms Submitted In AUG

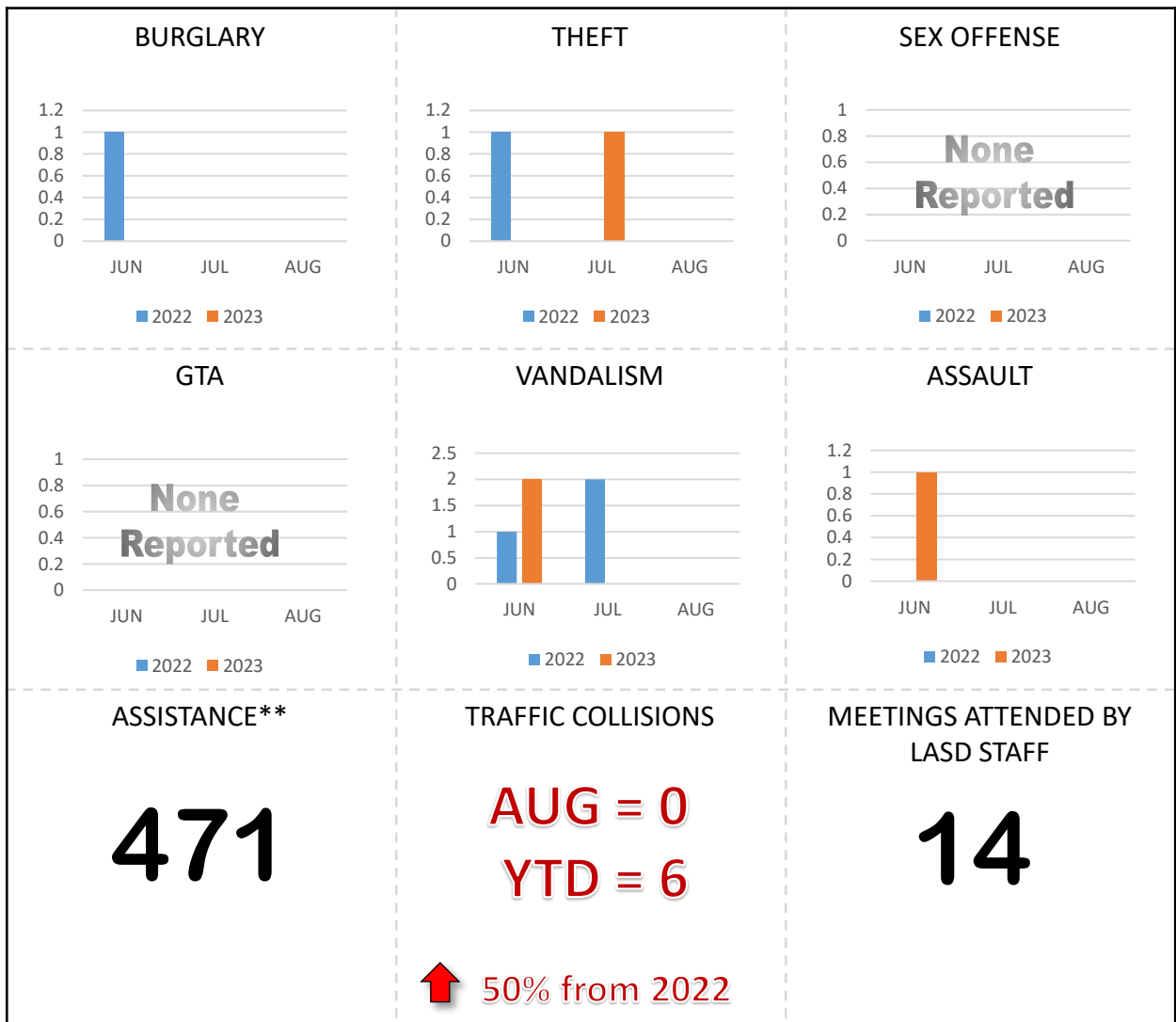
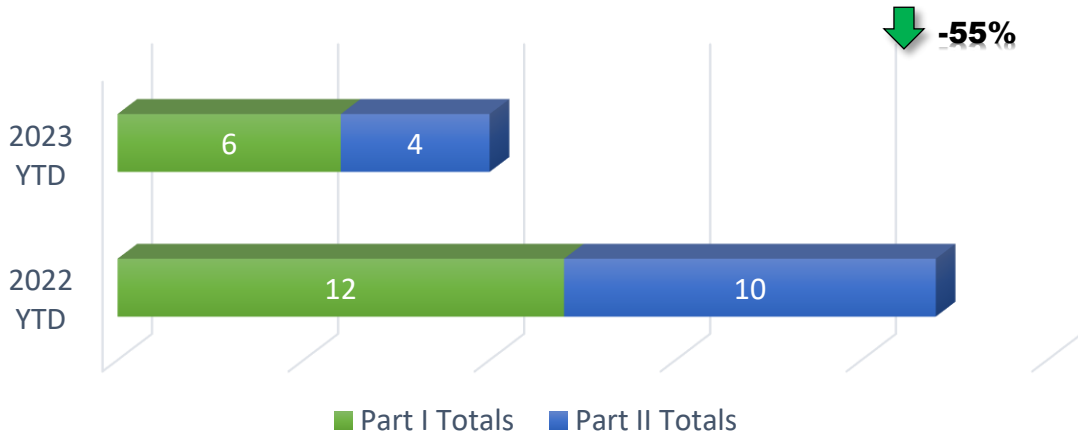


Top Safety & Security Concerns Reported YTD



Los Angeles Pierce College

YTD PART I & II CRIME* 2-YR COMPARISON



*For UCR Part I & II crime definitions, visit: <https://ucr.fbi.gov/crime-in-the-u.s/2019/crime-in-the-u.s.-2019/topic-pages/offense-definitions>

**Assisting students, locking/unlocking doors and gates, providing escort service.

Los Angeles Southwest College



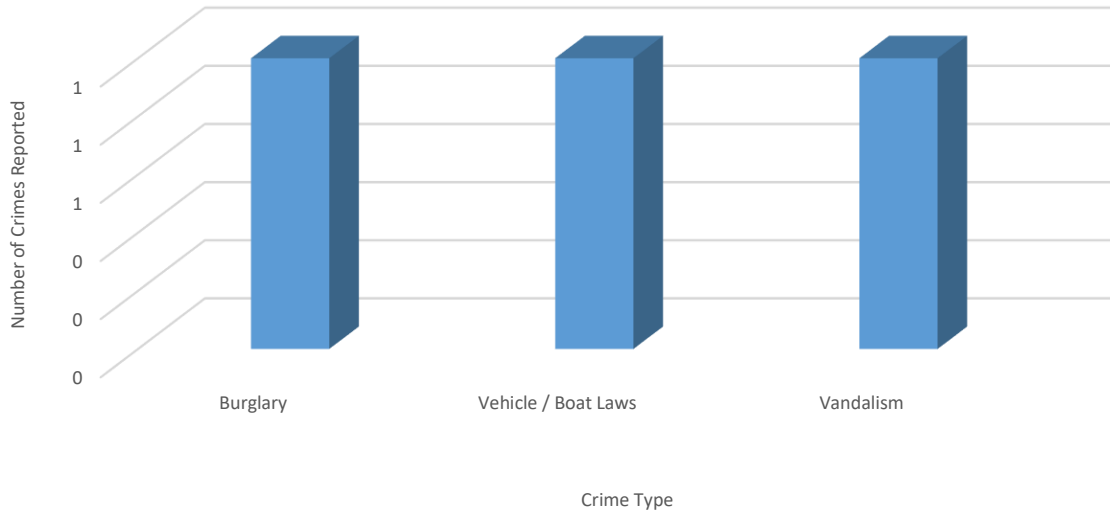
LASC had three crimes reported in the month of August and no arrests.

CCTV camera issues were the highest reported safety and security concern year-to-date.

Part 2 crimes increased from 2022 but Part 1 crimes remained the same from 2022. Additional patrol checks have been conducted throughout the campus to help address the rise in crime.

August 2023 Crime Statistics

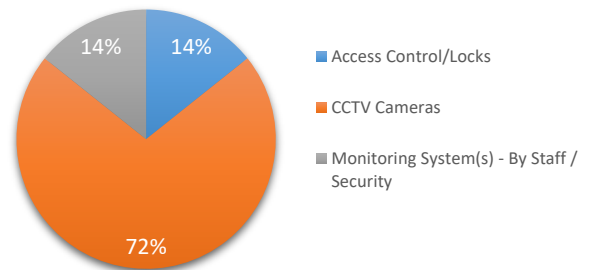
Top Part I & II Crime



Safety and Security Forms Submitted in AUG

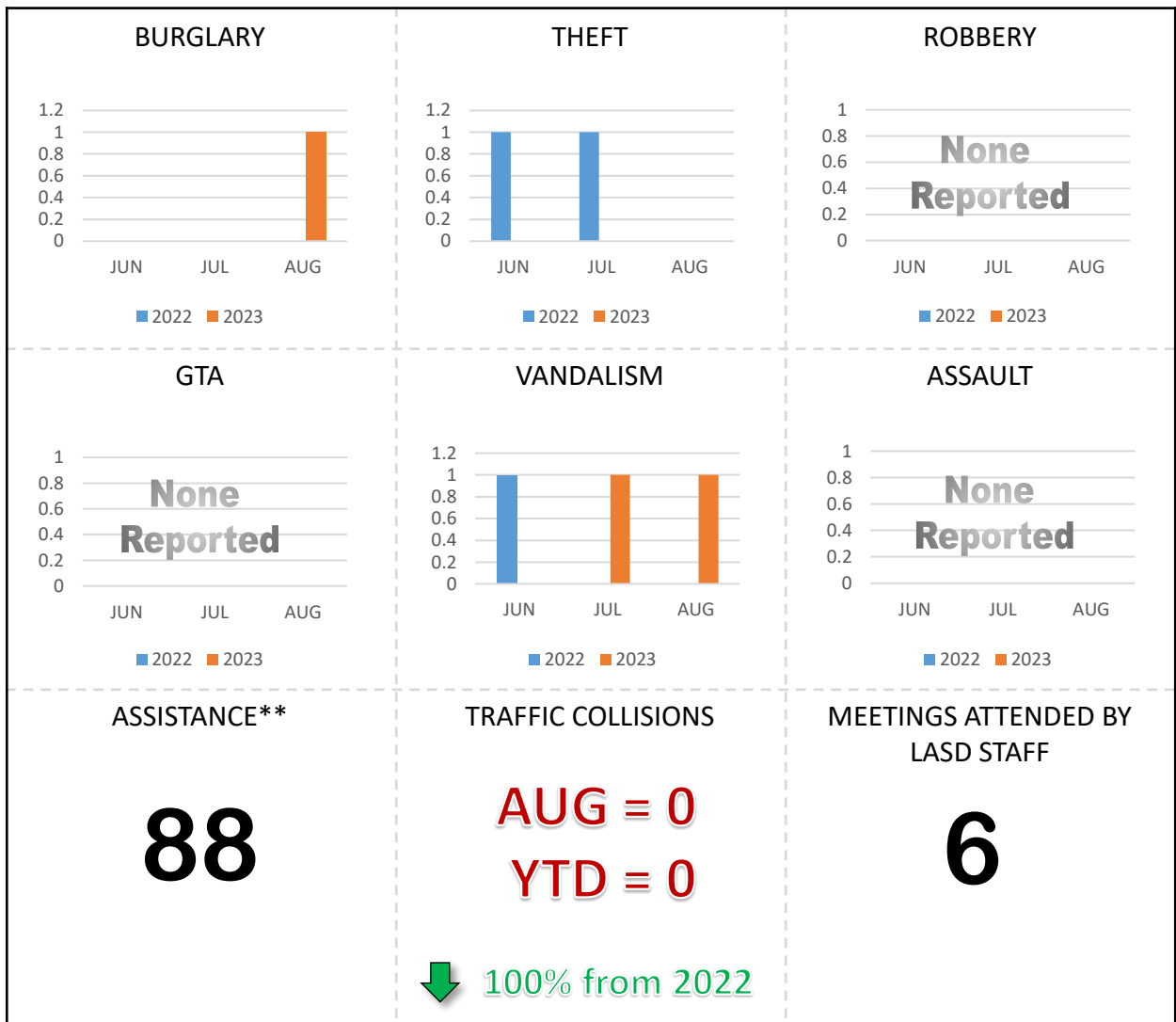
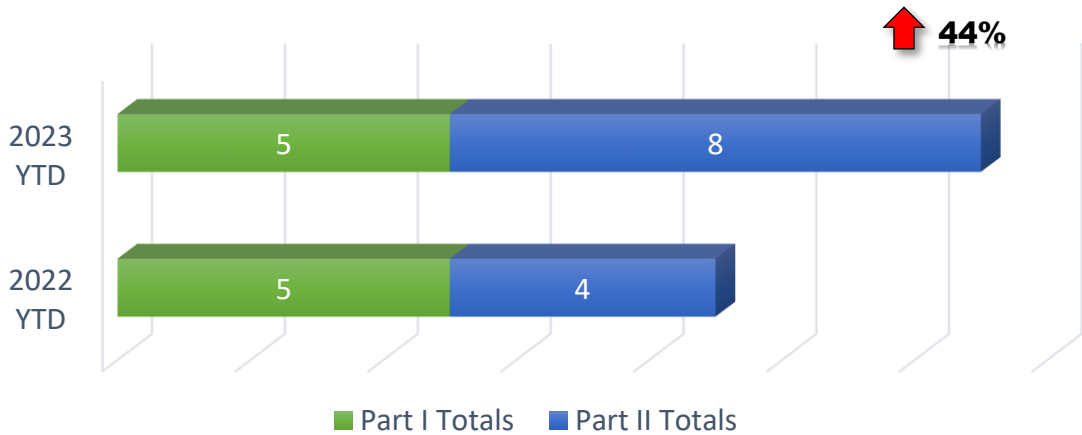


Top Safety & Security Concerns Reported YTD



Los Angeles Southwest College

YTD PART I & II CRIME* 2-YR COMPARISON



*For UCR Part I & II crime definitions, visit: <https://ucr.fbi.gov/crime-in-the-u.s/2019/crime-in-the-u.s.-2019/topic-pages/offense-definitions>

**Assisting students, locking/unlocking doors and gates, providing escort service.

Los Angeles Trade Tech College



LATTC had two crimes reported in the month of August and one arrest for an outstanding felony warrant.


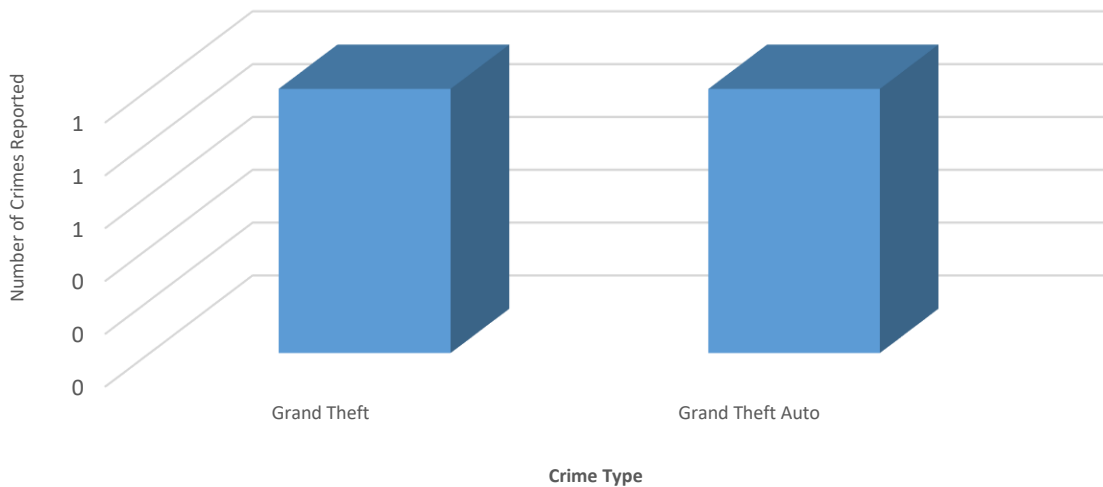
Community College Bureau deputies and security officers continue to patrol the campus in efforts to keep the campus community safe and reduce crime as well as assist college staff with escort and door lock requests.

CCTV camera issues were the highest reported safety and security concern this month as well as year-to-date.

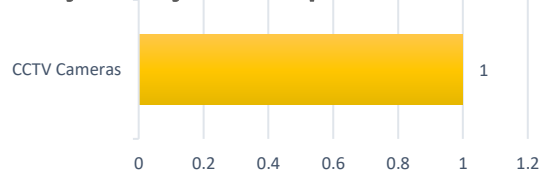
Part 1 crimes slightly increased from 2022 but Part 2 crimes decreased from 2022. Additional patrols checks have been conducted throughout the campus to address the rise in crime.

August 2023 Crime Statistics

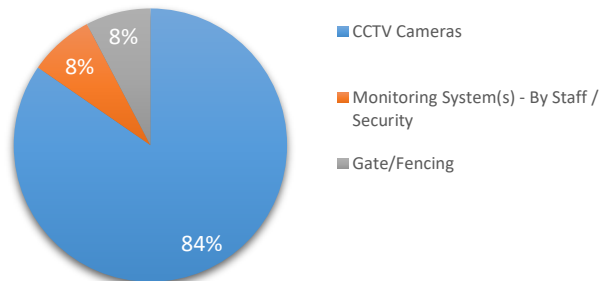
Top Part I & II Crime



Safety & Security Concerns Reported in AUG

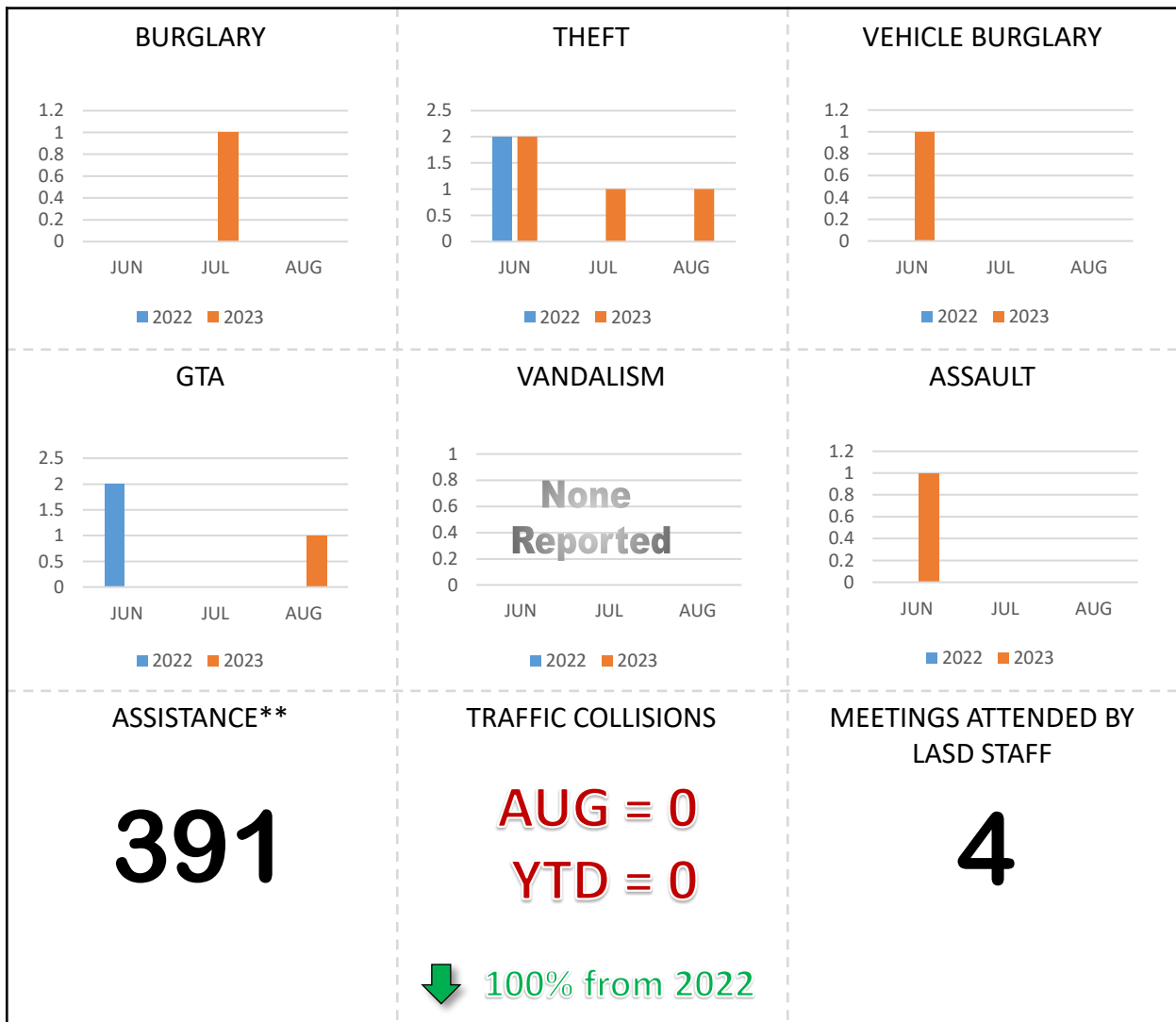
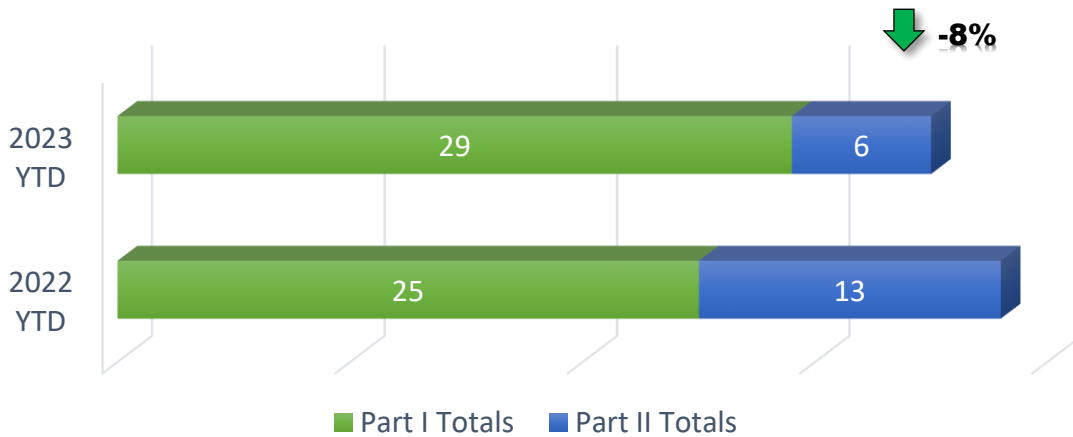


Top Safety & Security Concerns Reported YTD



Los Angeles Trade Tech College

YTD PART I & II CRIME* 2-YR COMPARISON



*For UCR Part I & II crime definitions, visit: <https://ucr.fbi.gov/crime-in-the-u.s/2019/crime-in-the-u.s.-2019/topic-pages/offense-definitions>

**Assisting students, locking/unlocking doors and gates, providing escort service.



Los Angeles Valley College

LAVC had ten crimes reported for the month of August, vandalism being the most frequent. These incidents included four graffiti vandalisms and one hate crime where an LGBTQ flag was vandalized.

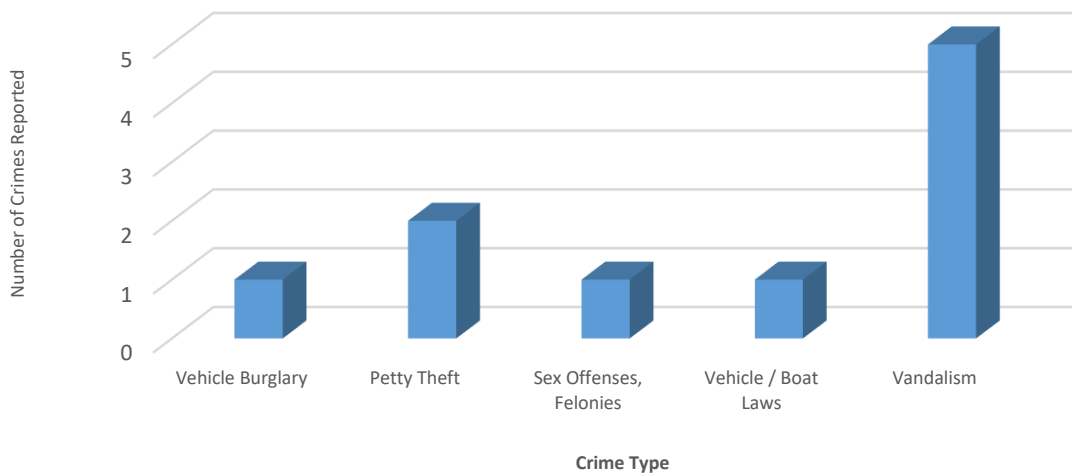
There was one arrest for the month. A male (non-student) was arrested for indecent exposure that occurred in June.

Safety and security concerns are being regularly reported, with access control/locks and doors/windows being the primary concerns for the month.

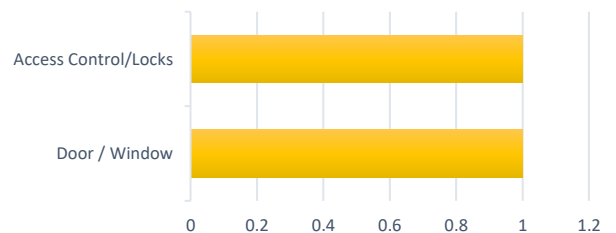
Overall, Part 2 crimes increased from 2022, but Part 1 crimes decreased from 2022. Additional patrol checks have been conducted throughout the campus to help address the rise in crime.

August 2023 Crime Statistics

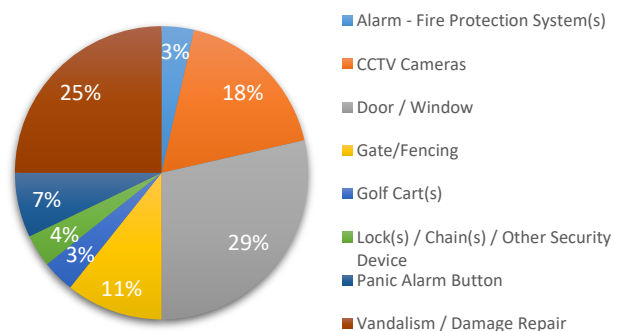
Top Part I & II Crime



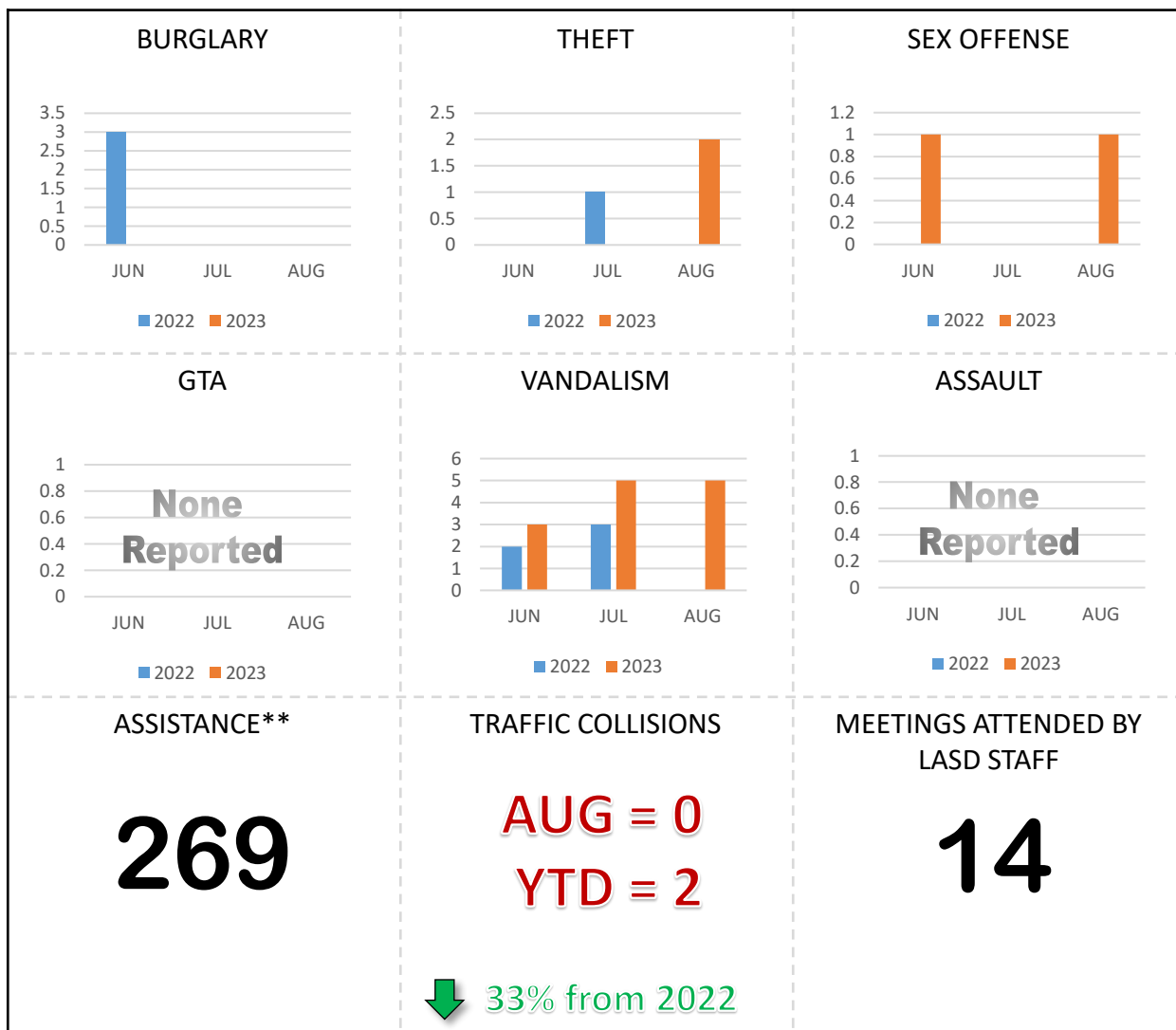
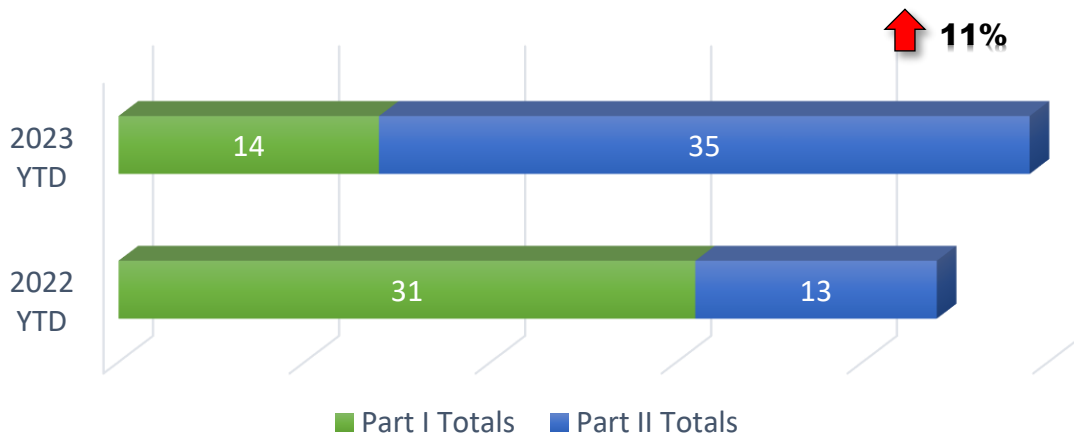
Safety & Security Concerns Reported in AUG



Top Safety & Security Concerns Reported YTD



YTD PART I & II CRIME* 2-YR COMPARISON



*For UCR Part I & II crime definitions, visit: <https://ucr.fbi.gov/crime-in-the-u.s/2019/crime-in-the-u.s.-2019/topic-pages/offense-definitions>

**Assisting students, locking/unlocking doors and gates, providing escort service.



West Los Angeles College


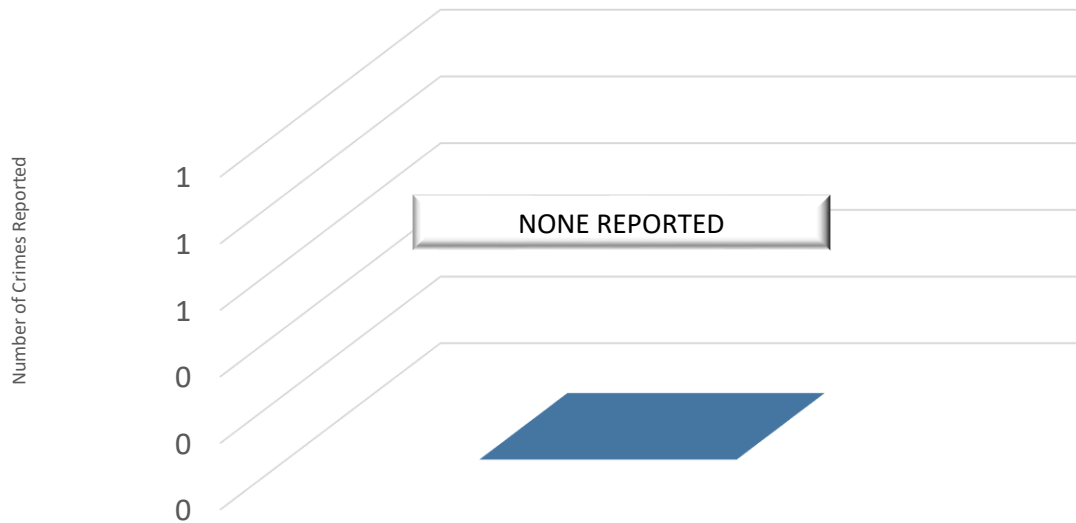
There were no crimes reported and no arrests in the month of August at WLAC.

CCTV camera issues continue to be the highest safety and security concern reported year-to-date.

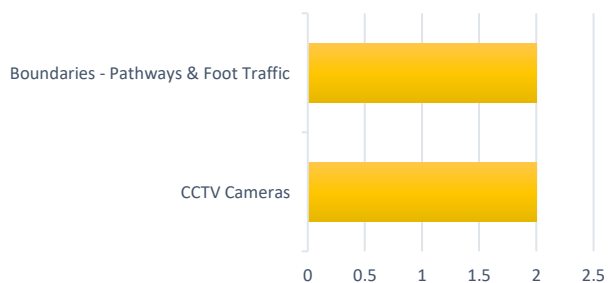
Overall, Part 1 and 2 crimes increased from 2022. Additional patrol checks have been conducted throughout the campus to help address the rise in crime.

August 2023 Crime Statistics

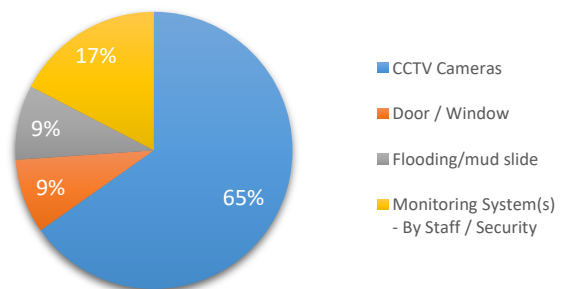
Top Part I & II Crime



Safety & Security Concerns Reported in AUG


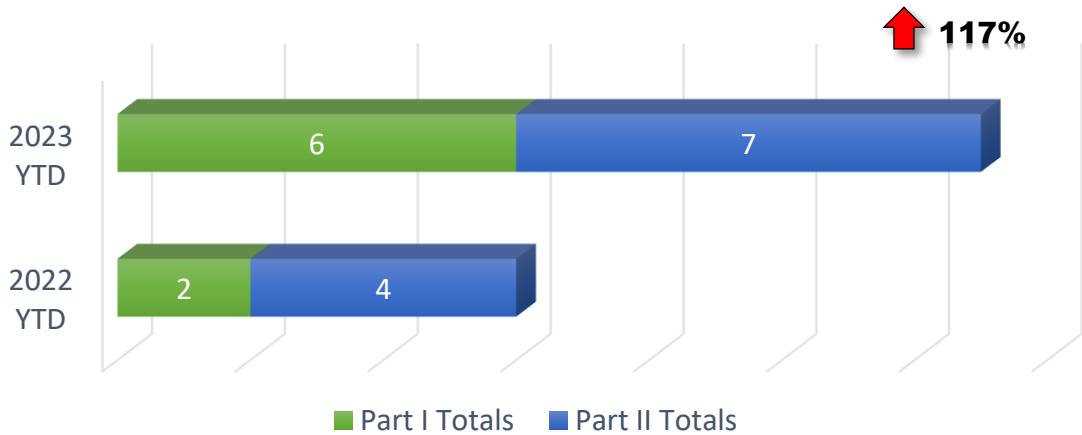


Top Safety & Security Concerns Reported YTD



West Los Angeles College

YTD PART I & II CRIME* 2-YR COMPARISON



*For UCR Part I & II crime definitions, visit: <https://ucr.fbi.gov/crime-in-the-u.s/2019/crime-in-the-u.s.-2019/topic-pages/offense-definitions>

**Assisting students, locking/unlocking doors and gates, providing escort service.