



Los Angeles County Sheriff's Department

July 2023

Monthly Report

Community College Bureau

The month of July brought people together. West Los Angeles Community College hosted its annual Firework Show on July 4th, sponsored by The Exchange Club of Culver City.

What a better way to bring people together like an old-fashioned 4th of July celebration. The dazzling fireworks display had over 6,000 community members, West LA College Faculty/Staff and students in attendance.



It featured live music, food trucks, prizes, and lots of family fun. The Los Angeles County Sheriff's Department utilized Sheriff's Deputies and Security Officers from the Community College Bureau to provide an orderly and safe environment for all in attendance.



District Summary	3
HEAT Program	4
Training & Support	5
East LA College	6
LA City College	8
LA Harbor College	10
LA Mission College	12
LA Pierce College	14
LA Southwest College	16
LA Trade-Tech College	18
LA Valley College	20
West LA College	22

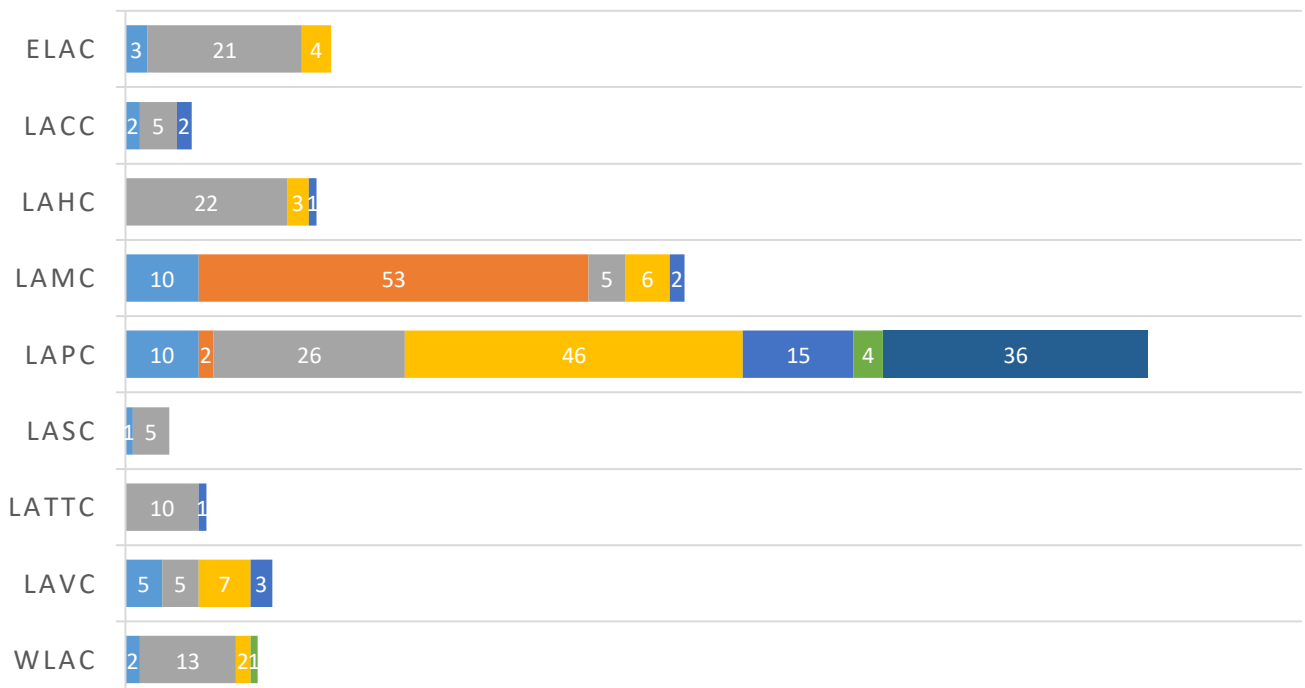
Community College Bureau (cont.)

In the month of July, West Los Angeles Community College also hosted a special family and employee event by Snapchat. The event had 1,000 Snapchat employees and their families attend a special movie night. It featured food trucks, bubbles and cotton candy, face painting, bar and DJ booth. The Community College Bureau utilized Sheriff's Deputies and Security Officer to maintain a safe environment for all families in attendance.



Top Security & Safety Concerns (YTD by Campus)

■ Access Control/Locks
 ■ Blue Phones
 ■ CCTV Cameras
 ■ Door / Window
 ■ Gate/Fencing
 ■ Lighting
 ■ Training Recommended

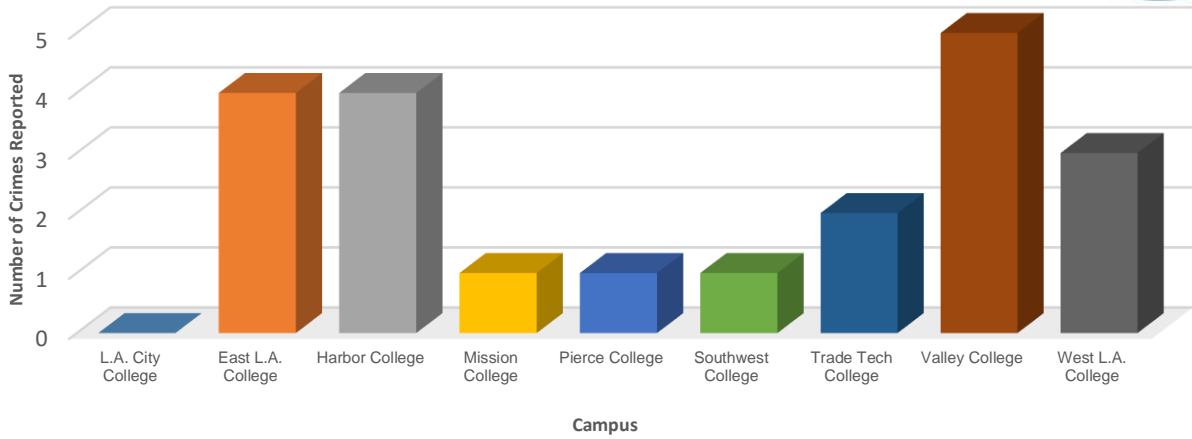


District Monthly Summary



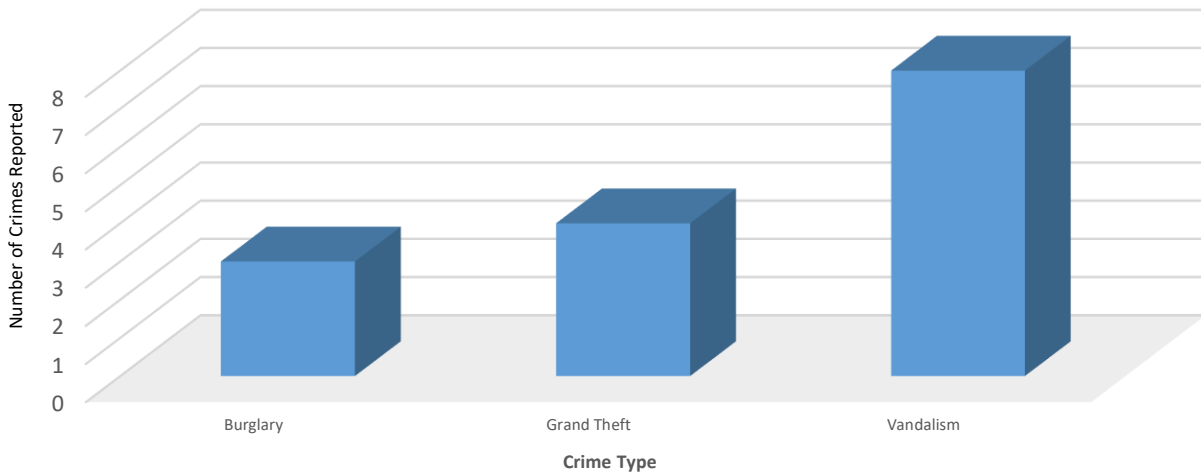
July 2023 Crime Statistics

Total Part I & II By Campus

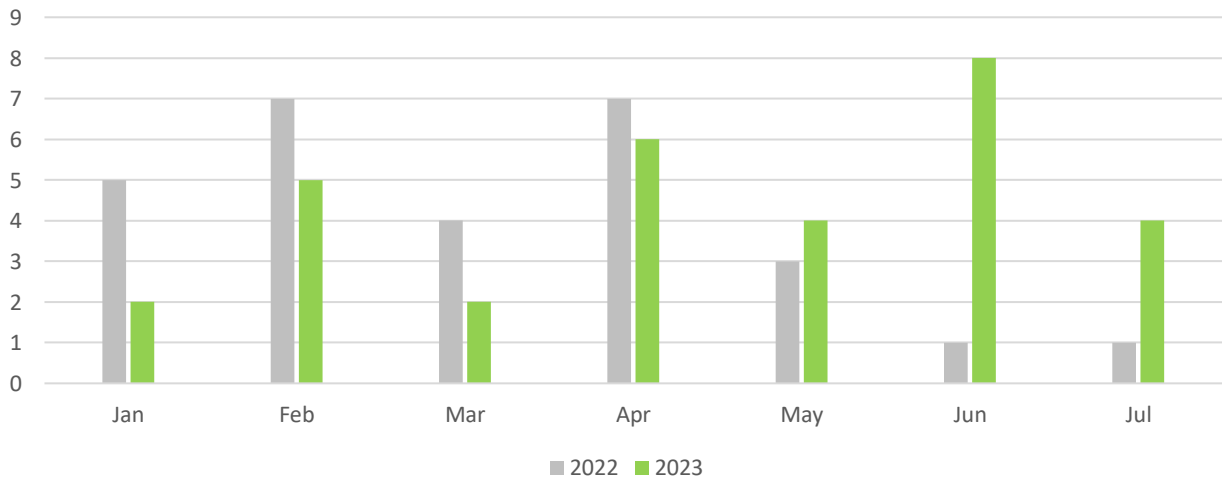


July 2023 Crime Statistics

Top District-Wide Part I & II Crime



Year-to-Date Arrests by Month



HEAT Program Update



The data metrics below were provided by the Mental Evaluation Team (MET) unit analysts as it pertains to HEAT program workload analysis in July of 2023. These are metrics specified in “Appendix A” of the new contract between LACCD and LASD.

Number of patients “Active” on HEAT caseload as of last day of July:	29
Number of cases referred by campus BIT program or other appropriate campus administrator(s) due to escalating behavioral health concerns:	4 from admin, 13 from BIT 0 from H.E.A.T.
Number of cases involving disruption to campus of classroom behavior (including online instruction):	3
Number of cases involving homelessness as a factor:	1
Summary of cases by severity using the LA County crisis level matrix (1-4):	(7) Level 2’s
Number of cases involving mental illness as a factor:	6 had prior/known diagnosis
Number of cases involving developmental disability as a factor:	0
Number of cases involving veterans with traumatic brain injury or PTSD:	0
Number of voluntary treatment referrals including patients with private health care committed to care suggested or arranged by the HEAT program personnel:	0
Number of involuntary holds / immediate transport to hospital pursuant to §§ 5150 or 5585 WIC:	0
Number of criminal cases averted by diversion to treatment program instead of seeking prosecution for a chargeable public offense including cases referred to the Intake Booking Diversion program in lieu of seeking a filing with the DA’s office:	0
Number of suicide prevention efforts utilizing “Caring Contacts” program	6
Number of formal referrals to private entities, hospitals, Department of Mental Health or Veteran’s Affairs Hospital programs for Level 1 or Level 2 treatment (pre-crisis aversion efforts):	0
Number of threat assessments in July:	9



Training & Support Unit (TSU)

July Update...

In the month of July, the Training and Support Unit conducted Less Lethal Training which familiarized Security Officers and Deputies on less lethal weapons available at all campuses, such as the pepper ball gun pictured below.



Upcoming Training:

- *Tactical first aid training focusing on the use of Narcan and the proper use of tourniquets.*
- *Much more training in the planning stages now!*

East Los Angeles College



ELAC had four crimes reported in the month of July and one arrest.

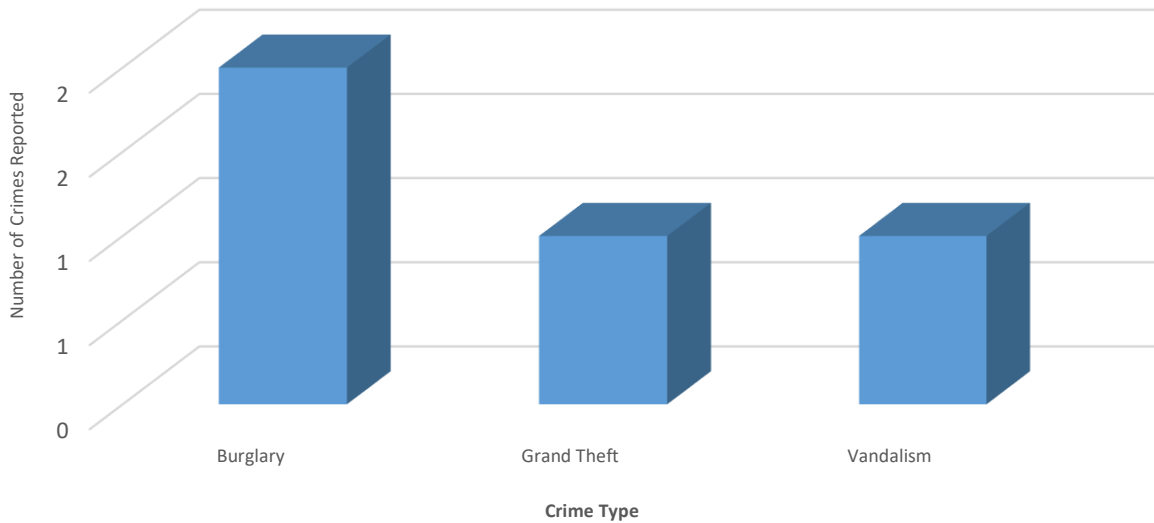
A male suspect was arrested for vandalizing school property with spray paint. It is unknown if the suspect was a student.

CCTV camera problems continue to be the top reported safety and security concern reported year-to-date.

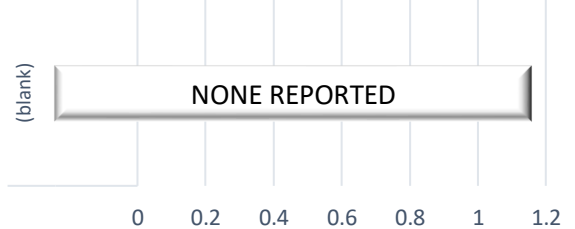
Overall, crime is down 3% from the previous year.

July 2023 Crime Statistics

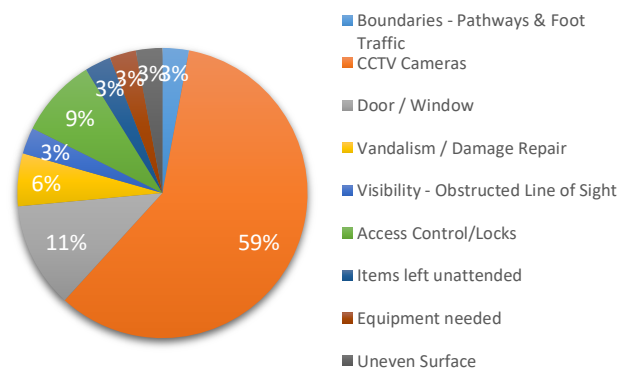
Top Part I & II Crime



Safety & Security Concerns Reported in JULY

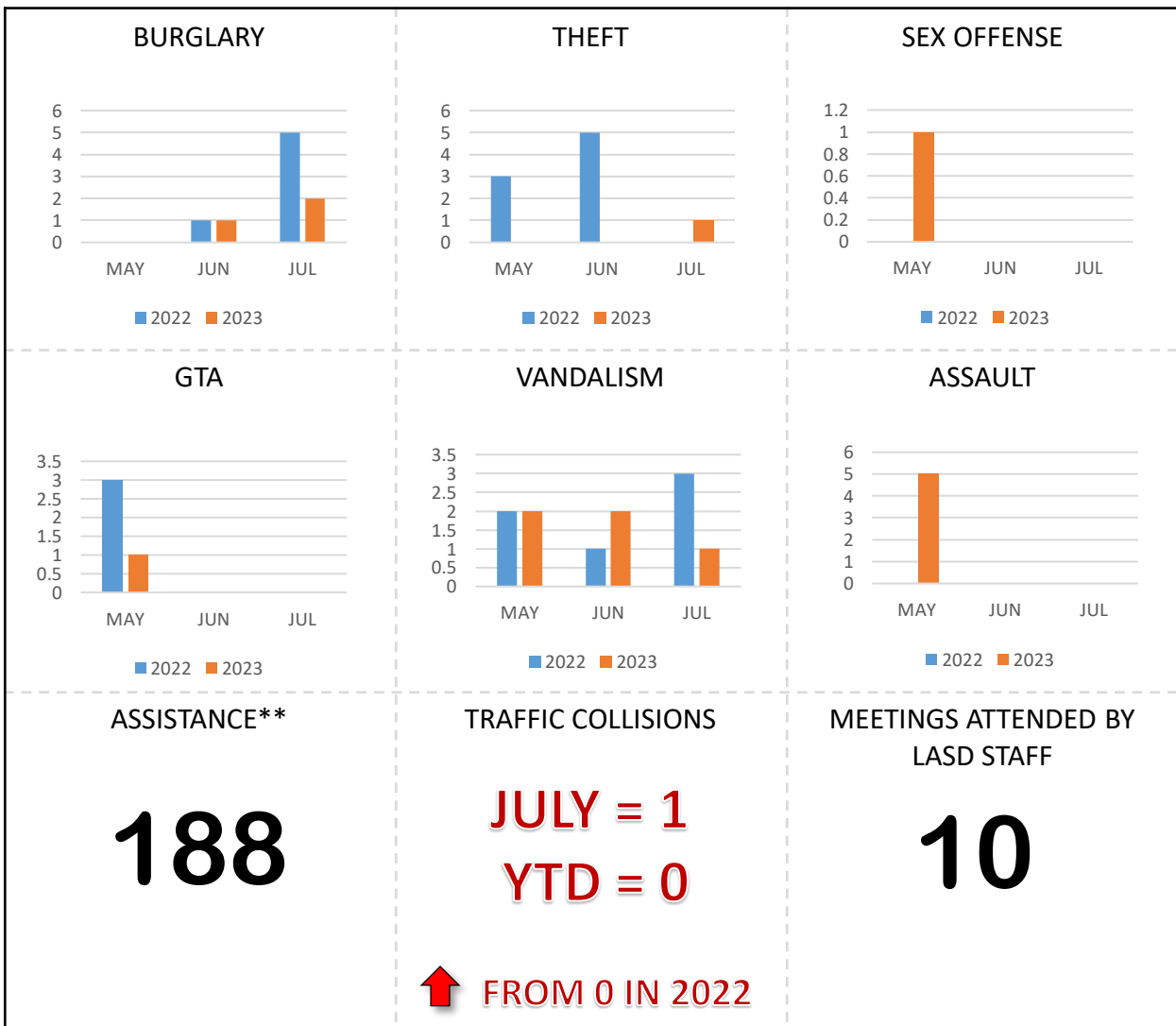
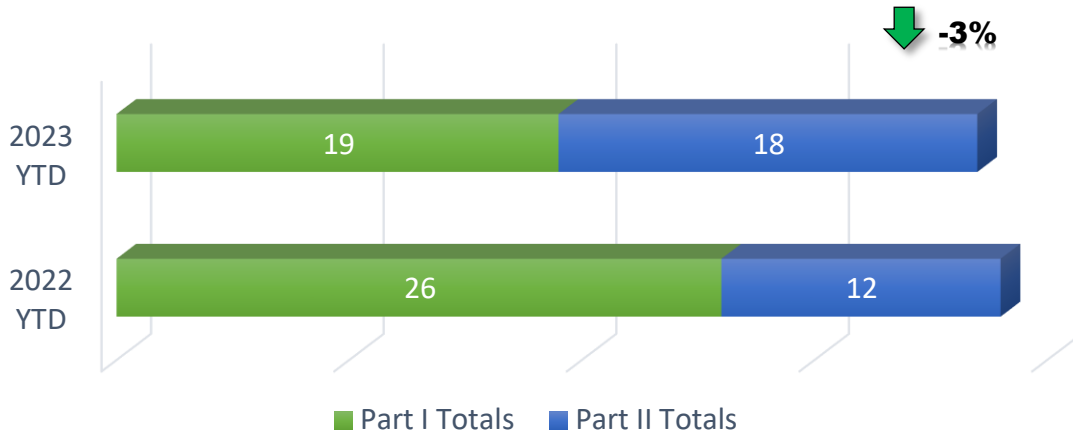


Safety & Security Concerns Reported YTD



East Los Angeles College

YTD PART I & II CRIME* 2-YR COMPARISON



*For UCR Part I & II crime definitions, visit: <https://ucr.fbi.gov/crime-in-the-u.s/2019/crime-in-the-u.s.-2019/topic-pages/offense-definitions>

**Assisting students, locking/unlocking doors and gates, providing escort service.

Los Angeles City College



LACC had no crimes reported in the month of July and no arrests were made.

Community College Bureau deputies and security officers continue to patrol the campus in efforts to keep the campus community safe and reduce crime as well as assist college staff with escort and door lock requests.


CCTV camera issues continue to be the highest safety and security concern reported year-to-date. The crime rate is currently the same as it was during this time last year.

July 2023 Crime Statistics

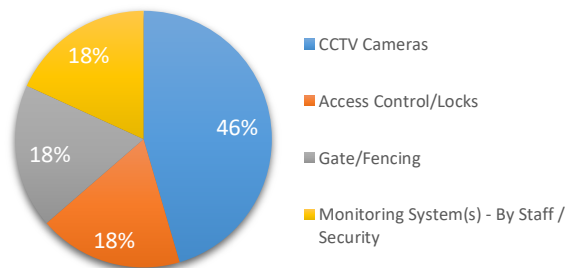
Top Part I & II Crime



Safety & Security Concerns Reported in JULY

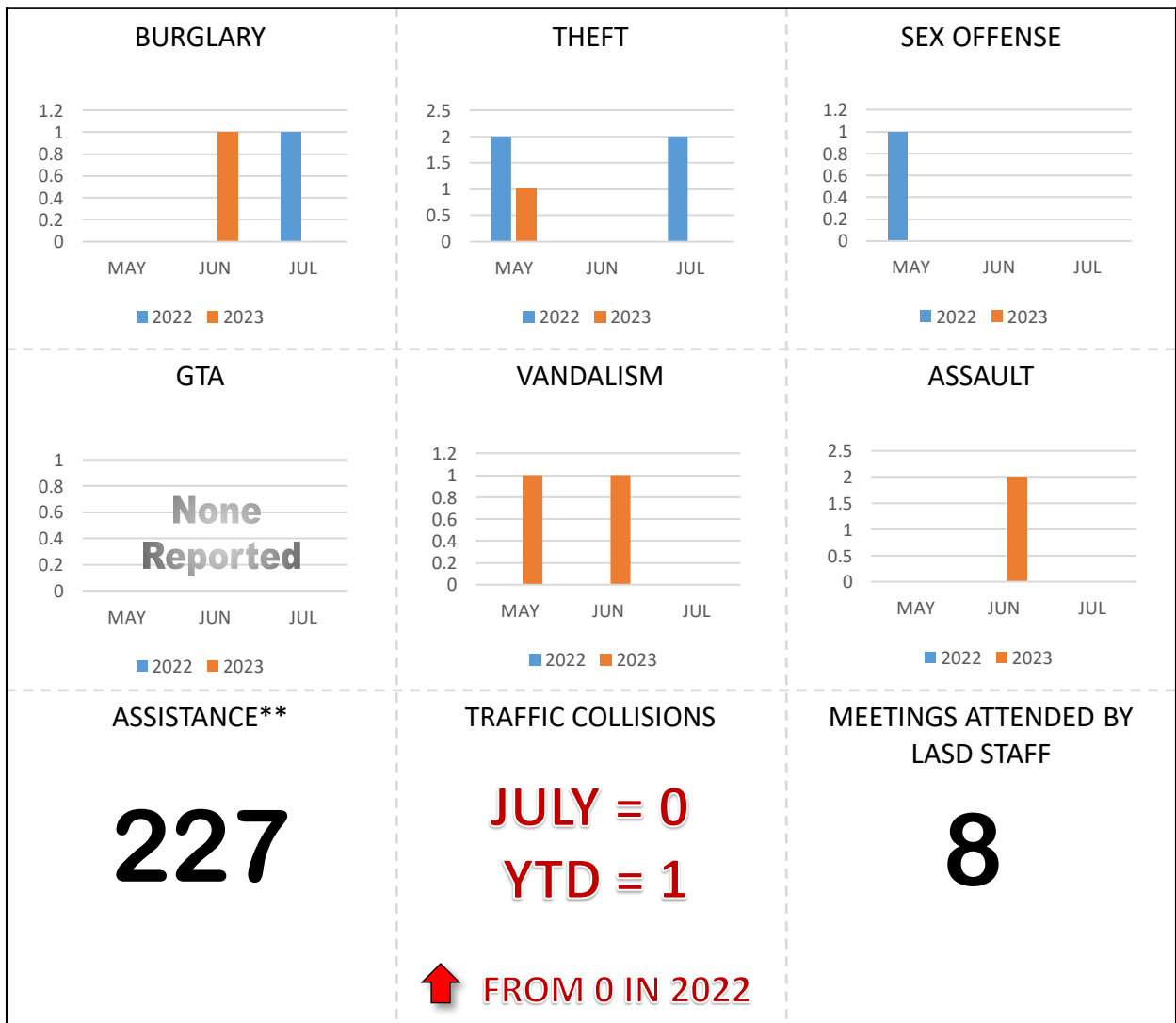
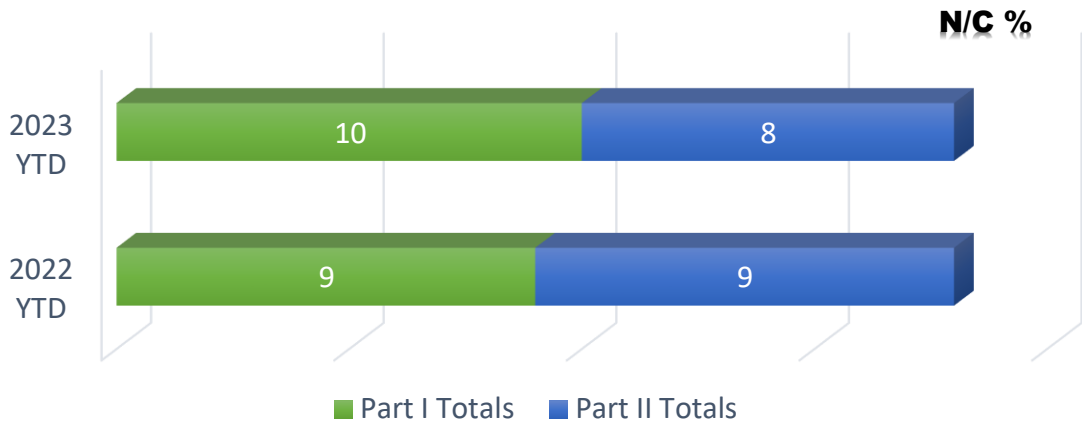


Safety & Security Concerns Reported YTD





YTD PART I & II CRIME* 2-YR COMPARISON



*For UCR Part I & II crime definitions, visit: <https://ucr.fbi.gov/crime-in-the-u.s/2019/crime-in-the-u.s.-2019/topic-pages/offense-definitions>

**Assisting students, locking/unlocking doors and gates, providing escort service.

Los Angeles Harbor College



LAHC had four crimes reported for the month of July and three arrests.

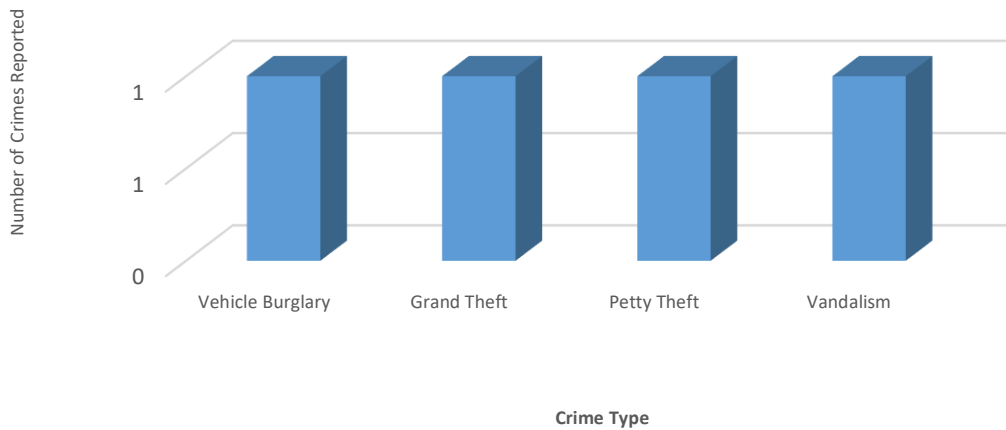
Two males (unknown if students) were arrested during one incident for being in possession of stolen motorcycles. Another male was arrested in a separate incident, for being in possession of stolen property at a nearby homeless encampment.

CCTV camera issues continue to be the highest reported safety and security concern year-to-date.

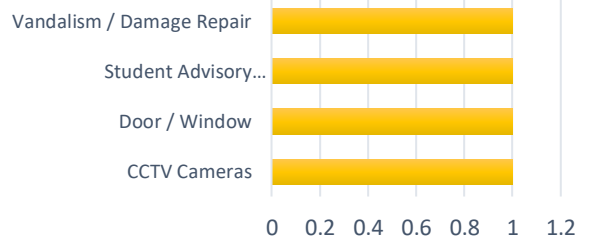
There was an increase in part 1 and 2 crimes during this time frame from the previous year. Additional patrol checks have been conducted throughout the campus to help address the rise in crime.

July 2023 Crime Statistics

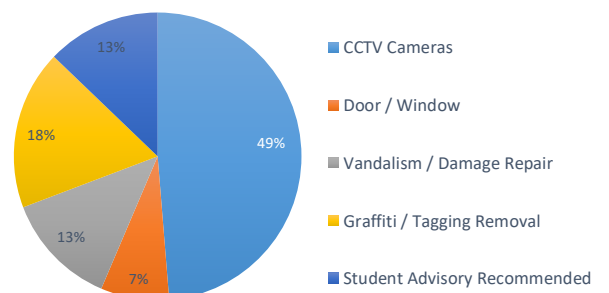
Top Part I & II Crime



Safety & Security Concerns Reported in JULY

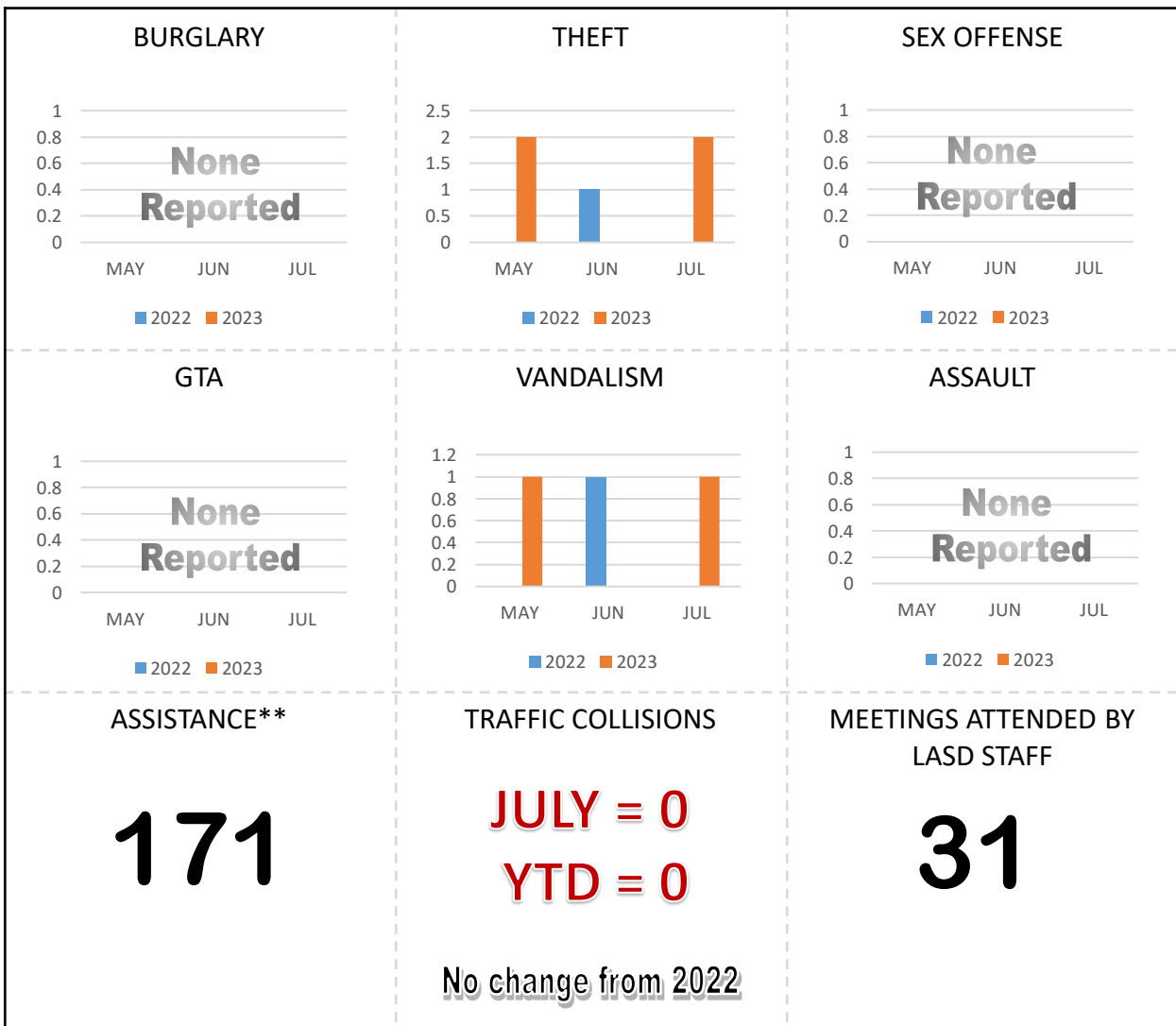
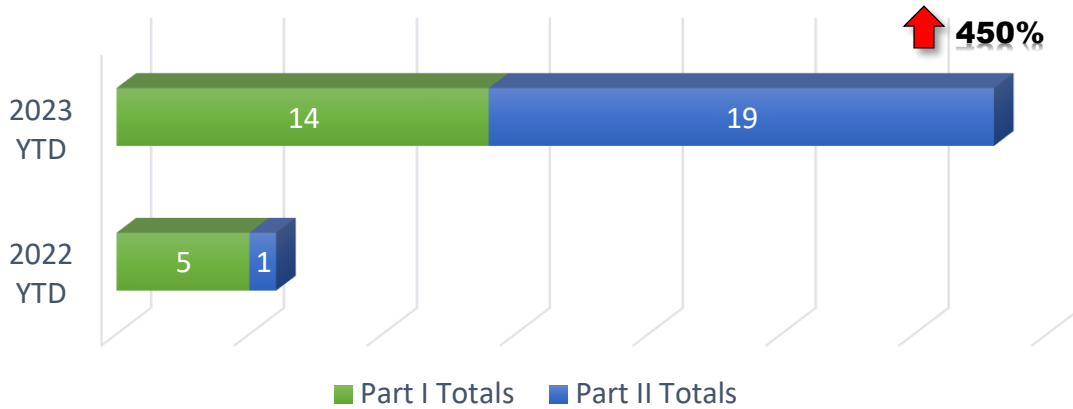


Safety & Security Concerns Reported YTD



Los Angeles Harbor College

YTD PART I & II CRIME* 2-YR COMPARISON



*For UCR Part I & II crime definitions, visit: <https://ucr.fbi.gov/crime-in-the-u.s/2019/crime-in-the-u.s.-2019/topic-pages/offense-definitions>

**Assisting students, locking/unlocking doors and gates, providing escort service.

Los Angeles Mission College



There was one crime reported for the month of July and no arrests made at LAMC.


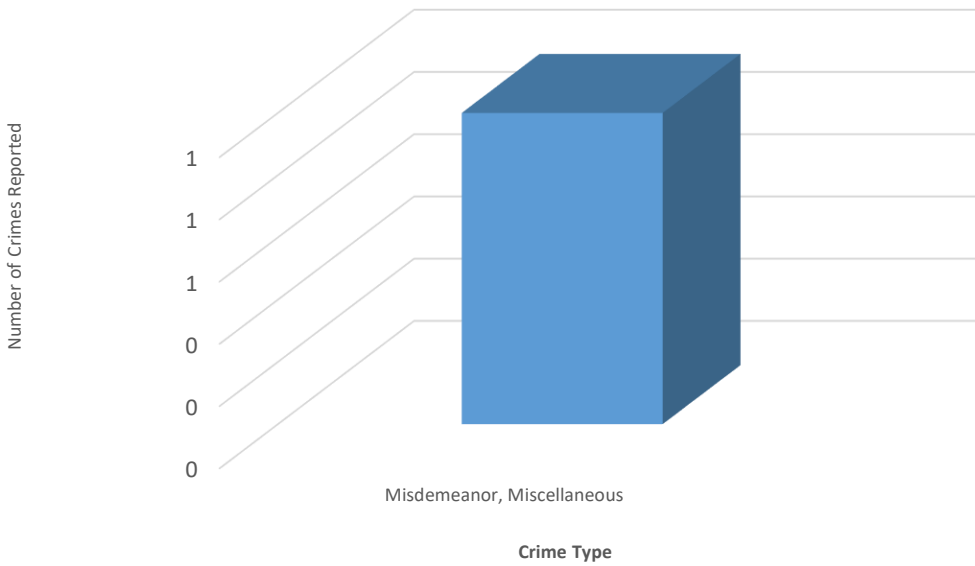
The incident that occurred this month involved the same male suspect from last month, who was arrested for shattering a computer monitor with his fist.

The top safety and security concern reported this month as well as year-to-date is inoperable emergency blue phones.

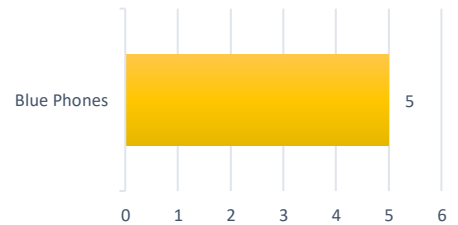
There was a slight rise in part 2 crimes compared to this time previous year. Part 1 crimes remained the same. Additional patrol checks have been conducted throughout the campus to help address the rise in crime.

July 2023 Crime Statistics

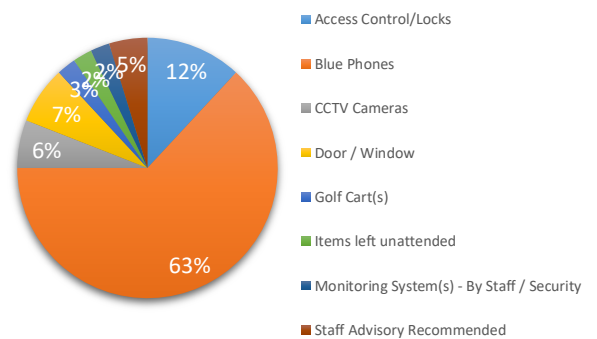
Top Part I & II Crime



Safety & Security Concerns Reported In JULY


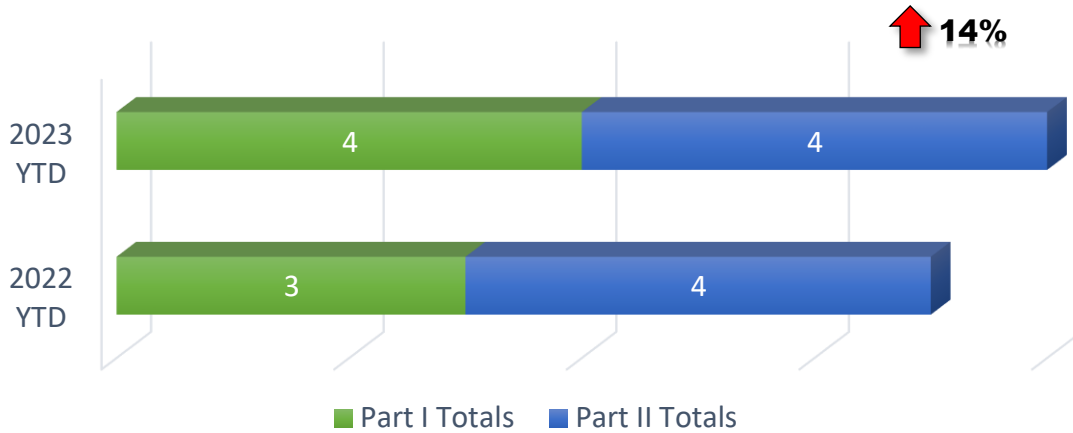


Top Safety & Security Concerns Reported YTD



Los Angeles Mission College

YTD PART I & II CRIME* 2-YR COMPARISON



*For UCR Part I & II crime definitions, visit: <https://ucr.fbi.gov/crime-in-the-u.s/2019/crime-in-the-u.s.-2019/topic-pages/offense-definitions>

**Assisting students, locking/unlocking doors and gates, providing escort service.



Los Angeles Pierce College

LAPC had one crime reported for the month of July and no arrests.

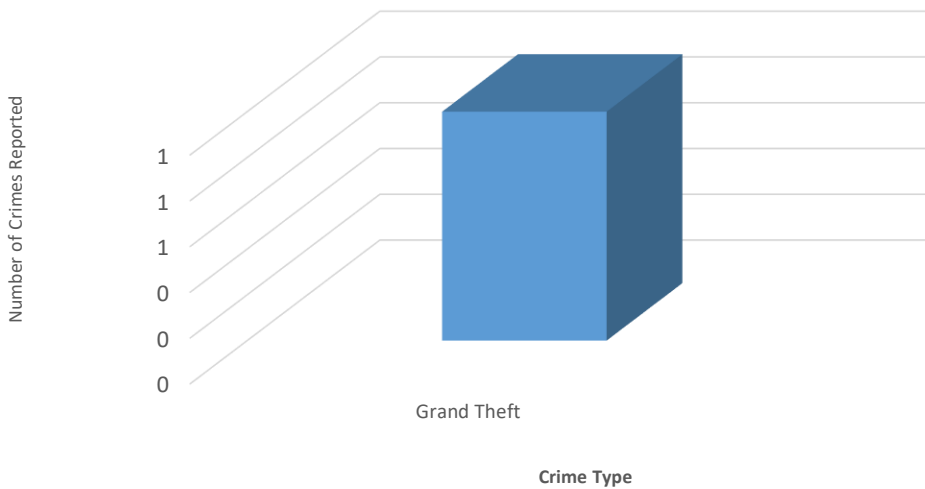
Community College Bureau deputies and security officers continue to patrol the campus in efforts to keep the campus community safe and reduce crime as well as assist college staff with escort and door lock requests.

Issues with gates/fences were the top reported safety and security concern reported for the month and doors/windows were the highest reported year-to-date.

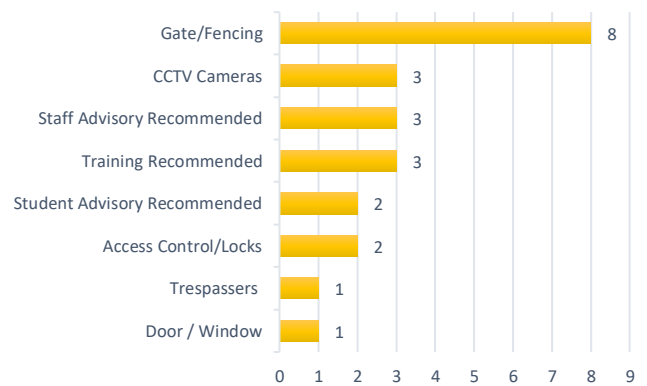
Reported crimes are currently down 50% from the previous year.

July 2023 Crime Statistics

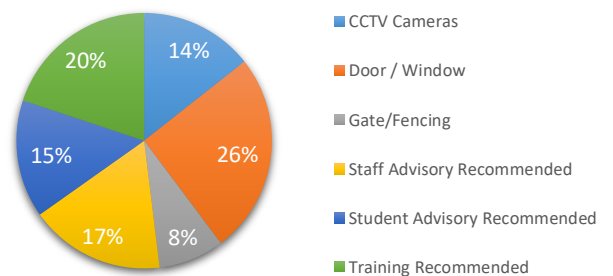
Top Part I & II Crime



Safety and Security Forms Submitted in JULY

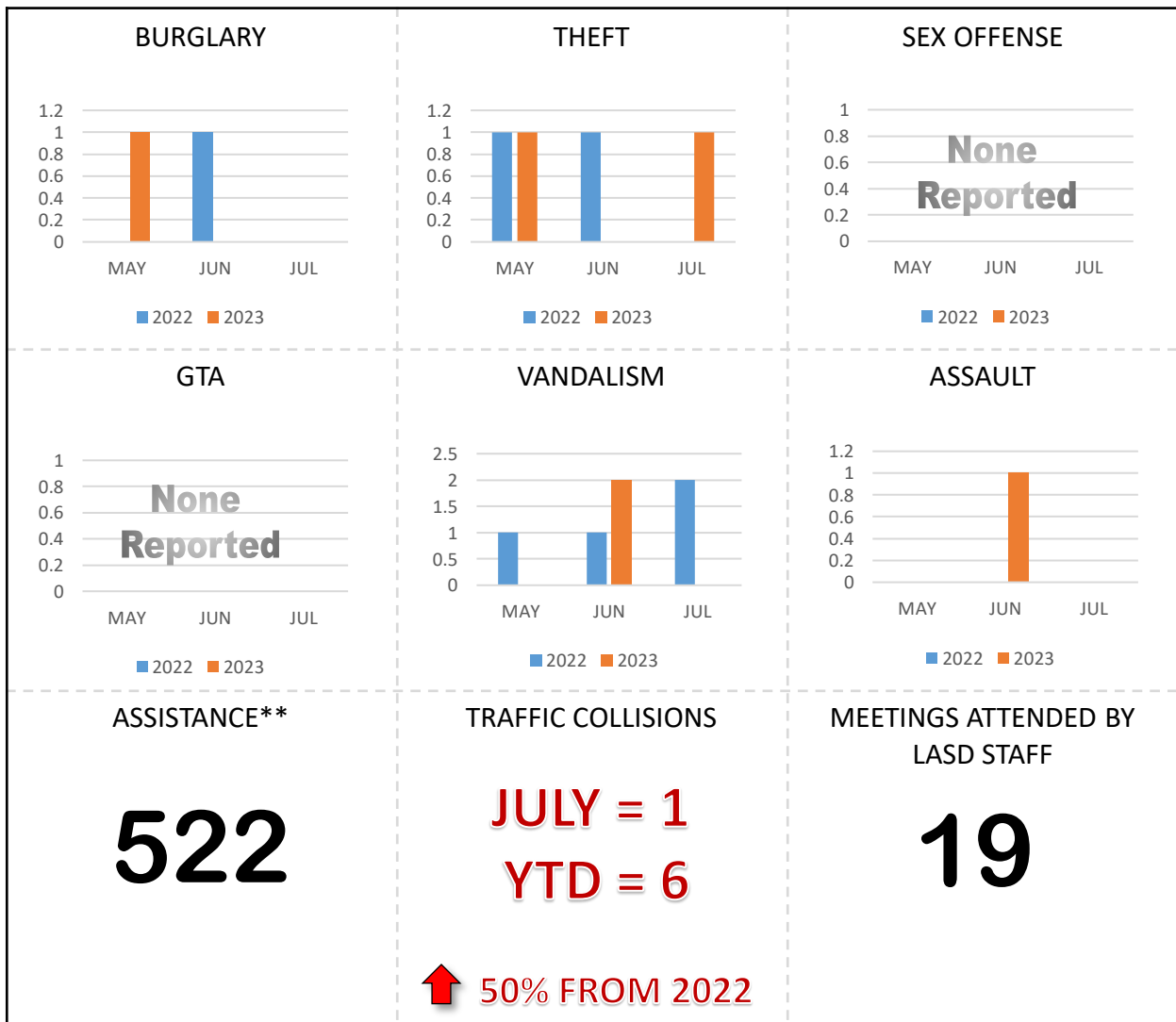
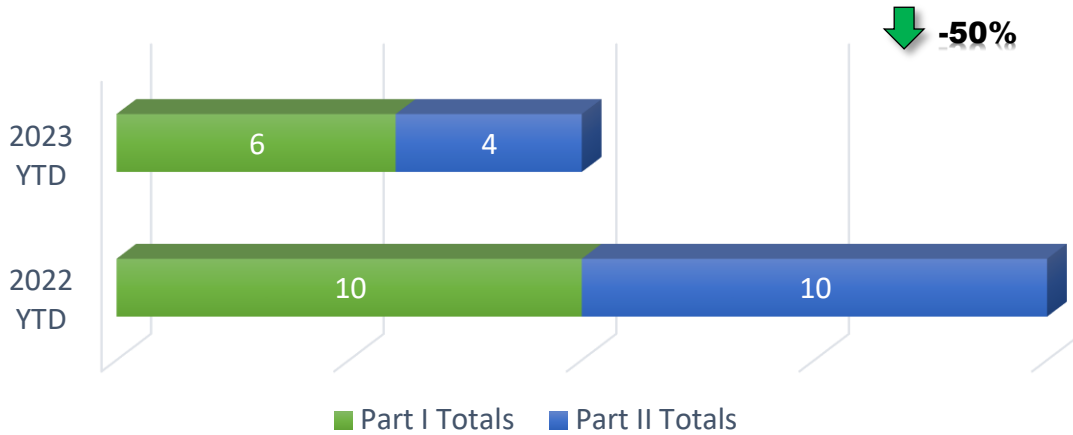


Top Safety & Security Concerns Reported YTD



Los Angeles Pierce College

YTD PART I & II CRIME* 2-YR COMPARISON



*For UCR Part I & II crime definitions, visit: <https://ucr.fbi.gov/crime-in-the-u.s/2019/crime-in-the-u.s.-2019/topic-pages/offense-definitions>

**Assisting students, locking/unlocking doors and gates, providing escort service.

Los Angeles Southwest College



LASC had one crime reported in the month of July and no arrests.

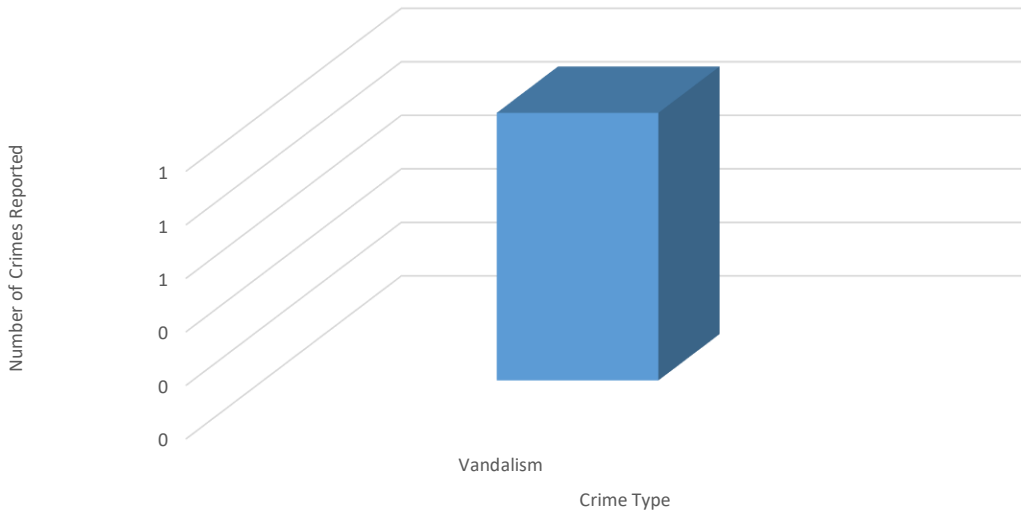
Community College Bureau deputies and security officers continue to patrol the campus in efforts to keep the campus community safe and reduce crime as well as assist college staff with escort and door lock requests.

CCTV camera issues were the highest reported safety and security concern year-to-date.

There was a slight rise in part 2 crimes compared to this time previous year. Part 1 crimes remained the same. Additional patrol checks have been conducted throughout the campus to help address the rise in crime.

July 2023 Crime Statistics

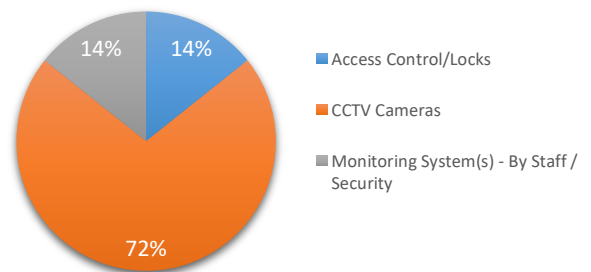
Top Part I & II Crime



Safety and Security Forms Submitted in JULY


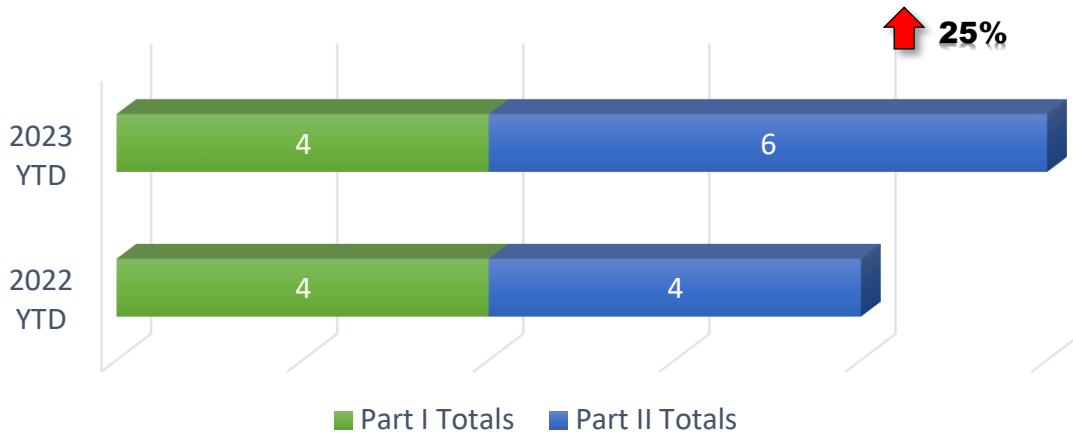


Top Safety & Security Concerns Reported YTD



Los Angeles Southwest College

YTD PART I & II CRIME* 2-YR COMPARISON



*For UCR Part I & II crime definitions, visit: <https://ucr.fbi.gov/crime-in-the-u.s/2019/crime-in-the-u.s.-2019/topic-pages/offense-definitions>

**Assisting students, locking/unlocking doors and gates, providing escort service.

Los Angeles Trade Tech College

LATTC had two crimes reported in the month of July and no arrests.




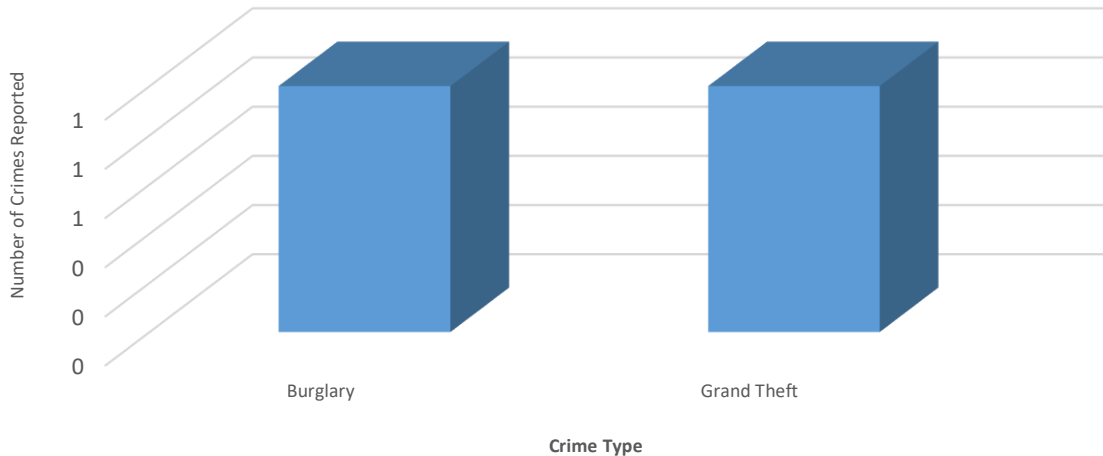
Community College Bureau deputies and security officers continue to patrol the campus in efforts to keep the campus community safe and reduce crime as well as assist college staff with escort and door lock requests.

CCTV camera issues were the highest reported safety and security concern year-to-date.

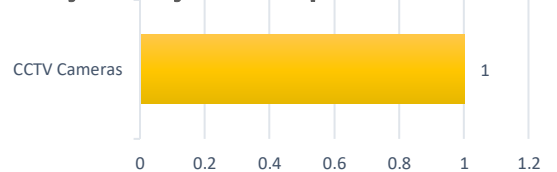
There was a slight rise in part 1 crimes compared to this time previous year. Part 2 crimes went down. Additional patrol checks have been conducted throughout the campus to help address the rise in crime.

July 2023 Crime Statistics

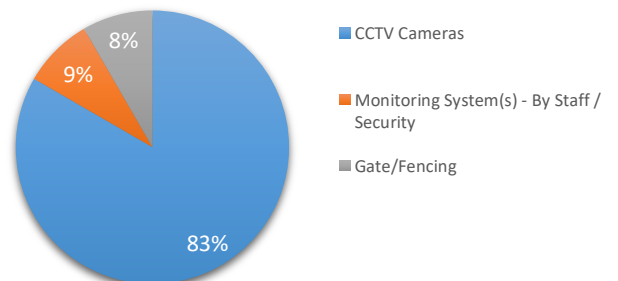
Top Part I & II Crime



Safety & Security Concerns Reported in JULY

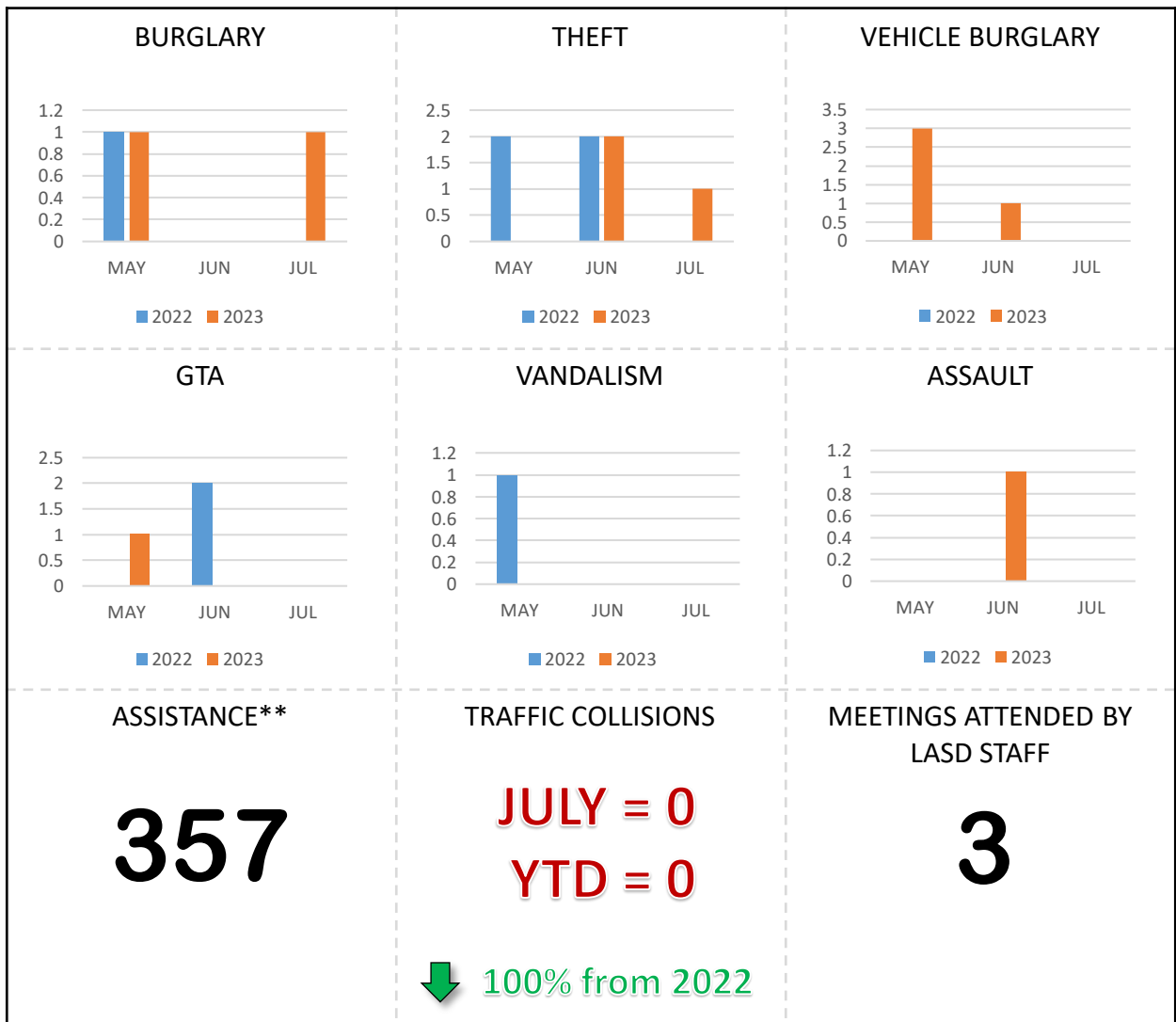
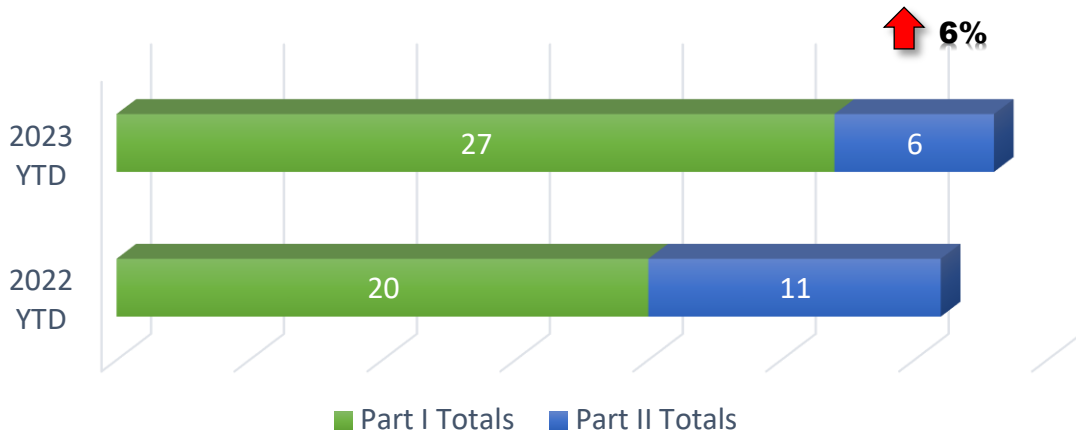


Top Safety & Security Concerns Reported YTD



Los Angeles Trade Tech College

YTD PART I & II CRIME* 2-YR COMPARISON



*For UCR Part I & II crime definitions, visit:
<https://ucr.fbi.gov/crime-in-the-u.s/2019/crime-in-the-u.s.-2019/topic-pages/offense-definitions>

**Assisting students, locking/unlocking doors and gates, providing escort service.



Los Angeles Valley College

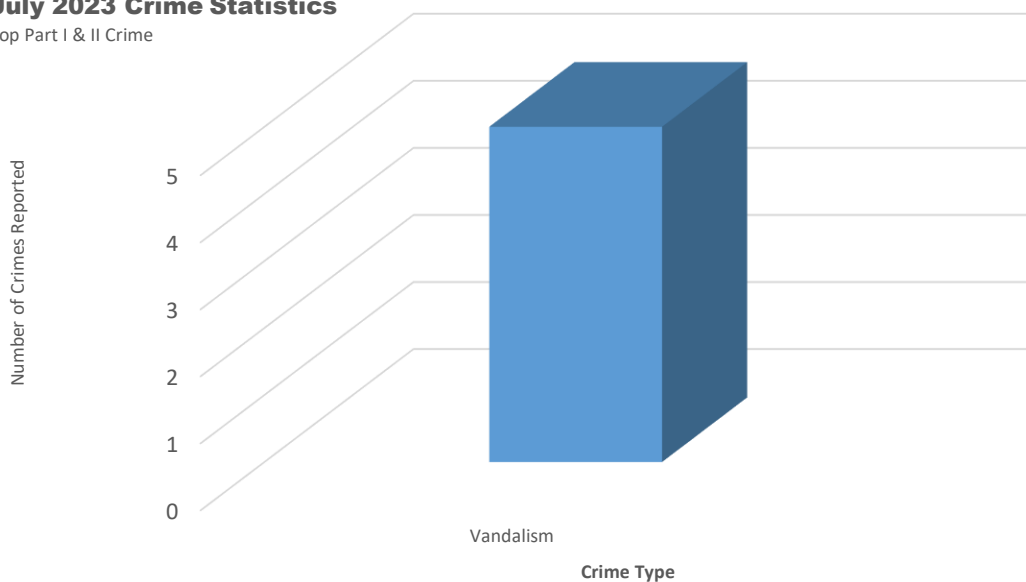
LAVC had five crimes reported for the month of July including four graffiti vandalisms and one shattered window with no suspect information. There were no arrests made this month.

Safety and security concerns are being regularly reported, with doors/windows being the primary concern for the month. Doors/windows and vandalism/damage repair have been the highest reported concerns year-to-date.

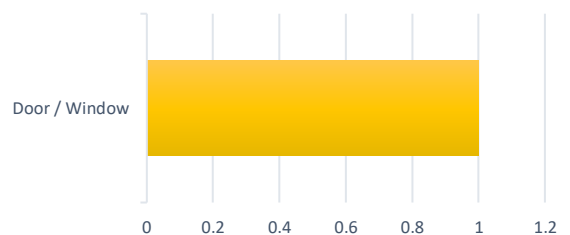
Overall, crime is down 5% from the previous year.

July 2023 Crime Statistics

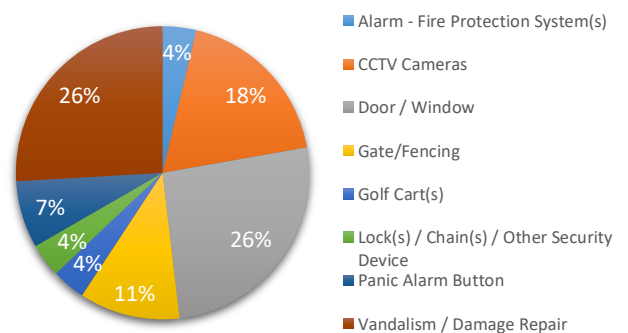
Top Part I & II Crime



Safety & Security Concerns Reported in JULY

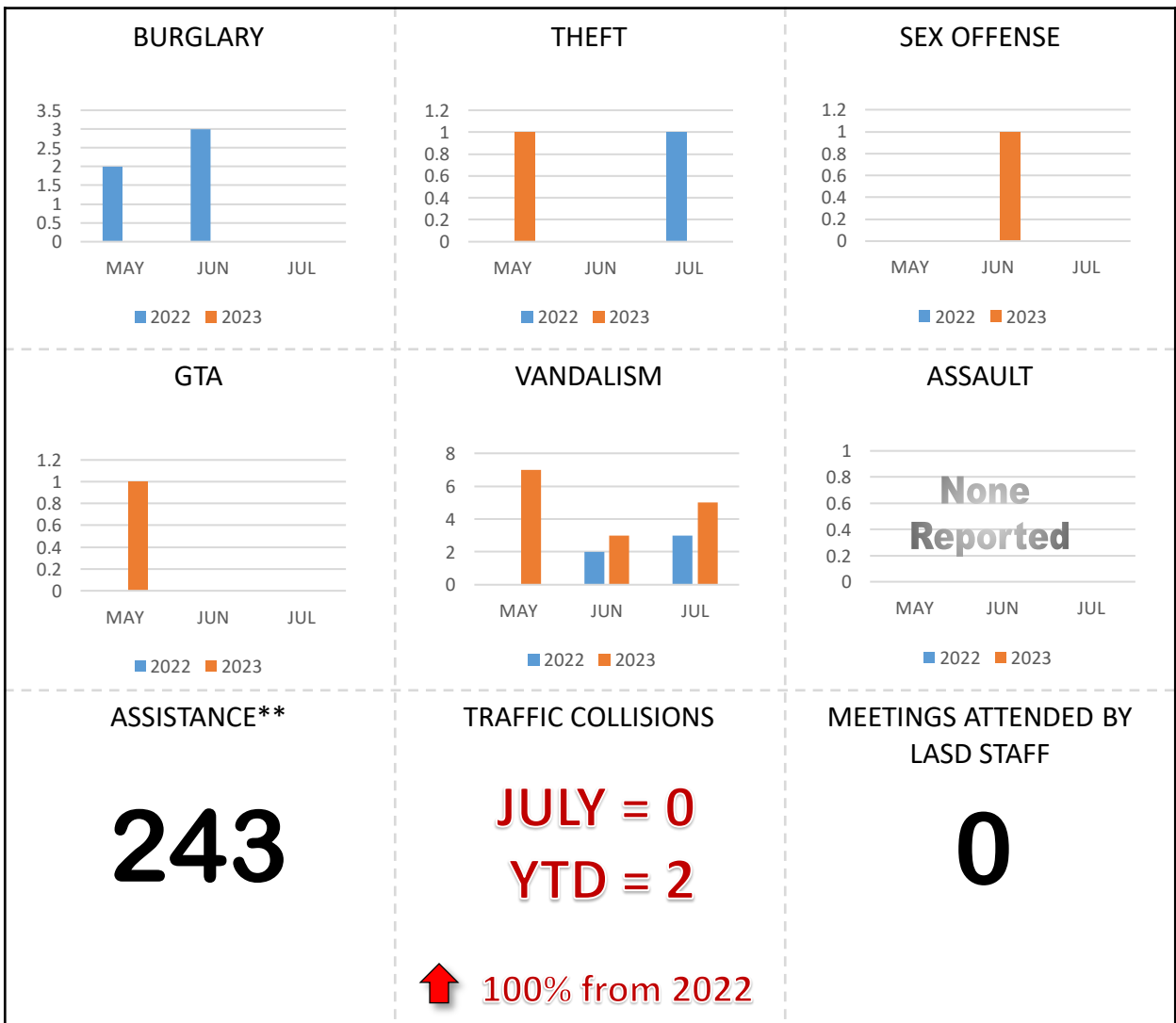
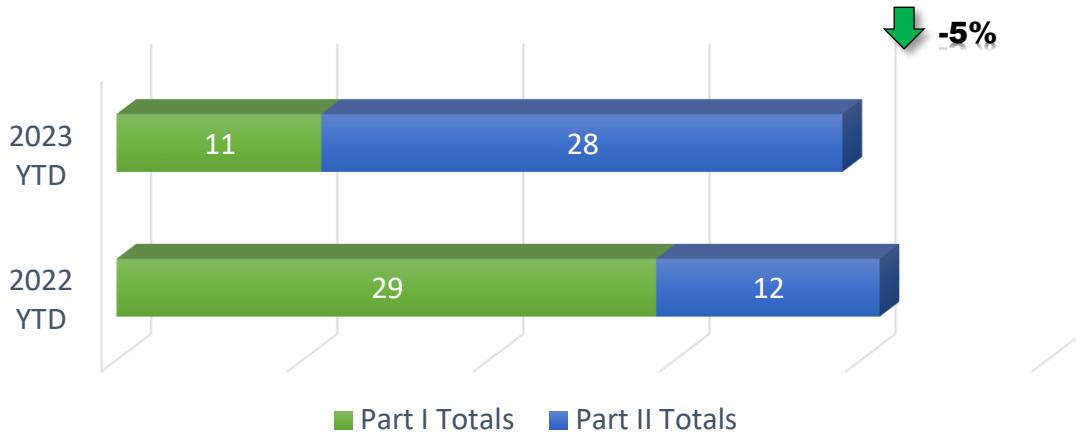


Top Safety & Security Concerns Reported YTD



Los Angeles Valley College

YTD PART I & II CRIME* 2-YR COMPARISON



*For UCR Part I & II crime definitions, visit: <https://ucr.fbi.gov/crime-in-the-u.s/2019/crime-in-the-u.s.-2019/topic-pages/offense-definitions>

**Assisting students, locking/unlocking doors and gates, providing escort service.



West Los Angeles College


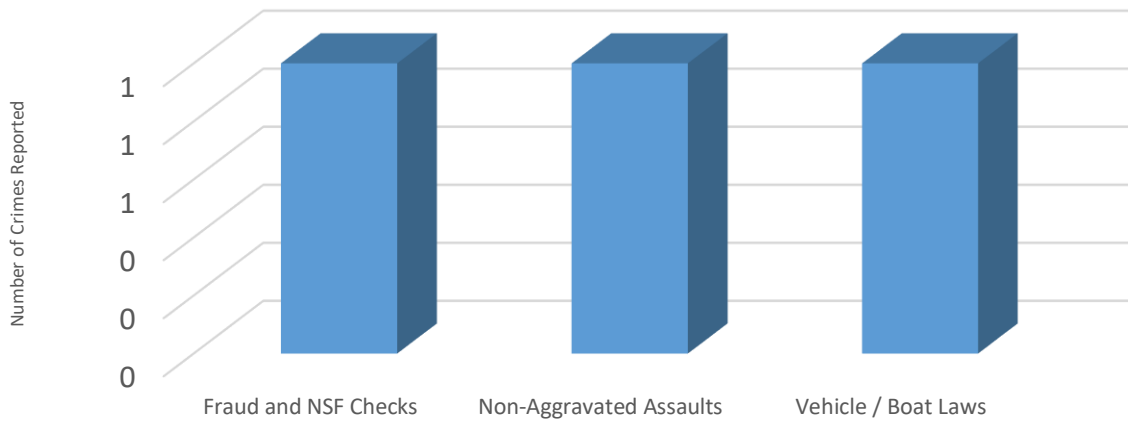
There were three crimes reported and no arrests for the month of July at WLAC.

CCTV camera issues continue to be the highest safety and security concern reported year-to-date.

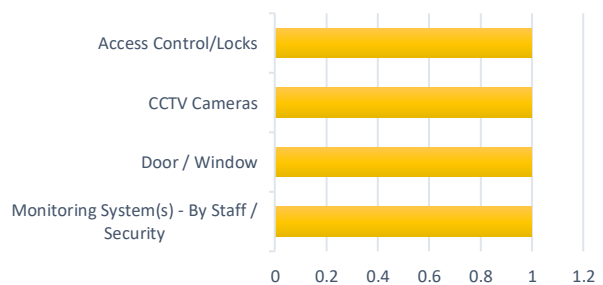
There was a slight increase in part 1 and 2 crimes from the previous year. Additional patrol checks have been conducted throughout the campus to help address the rise in crime.

July 2023 Crime Statistics

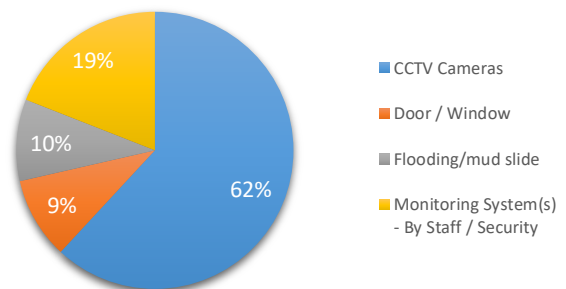
Top Part I & II Crime



Safety & Security Concerns Reported in JULY

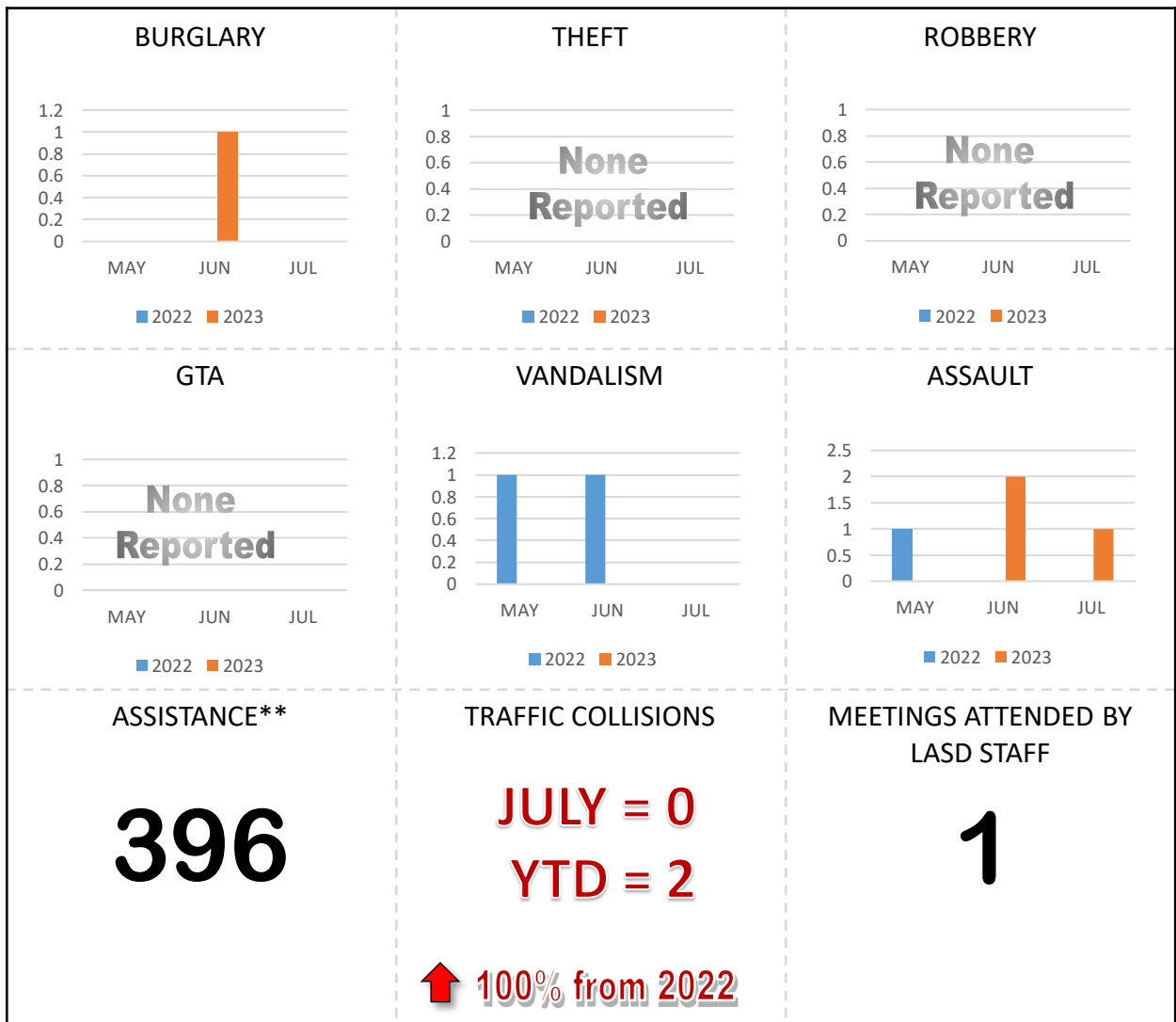
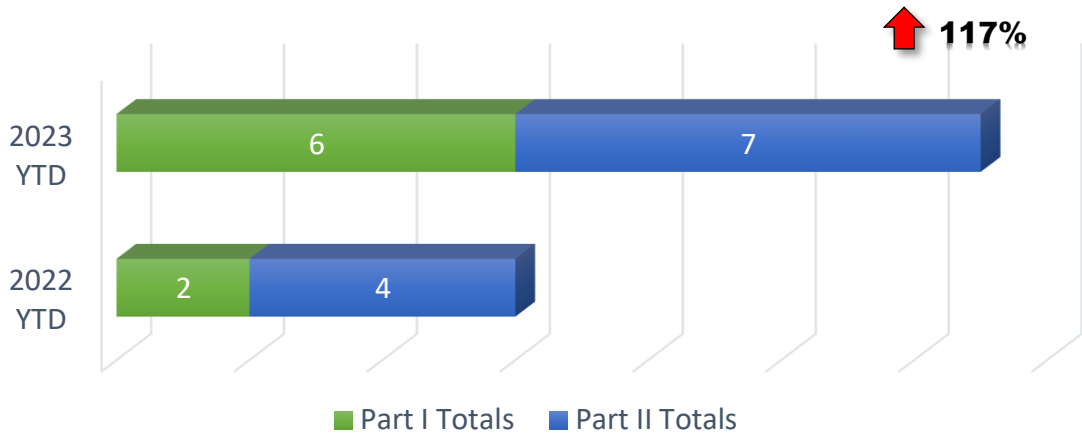


Top Safety & Security Concerns Reported YTD



West Los Angeles College

YTD PART I & II CRIME* 2-YR COMPARISON



*For UCR Part I & II crime definitions, visit: <https://ucr.fbi.gov/crime-in-the-u.s/2019/crime-in-the-u.s.-2019/topic-pages/offense-definitions>

**Assisting students, locking/unlocking doors and gates, providing escort service.