
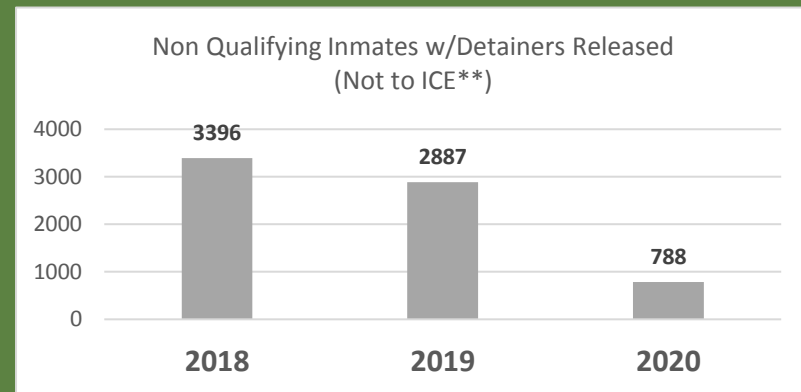
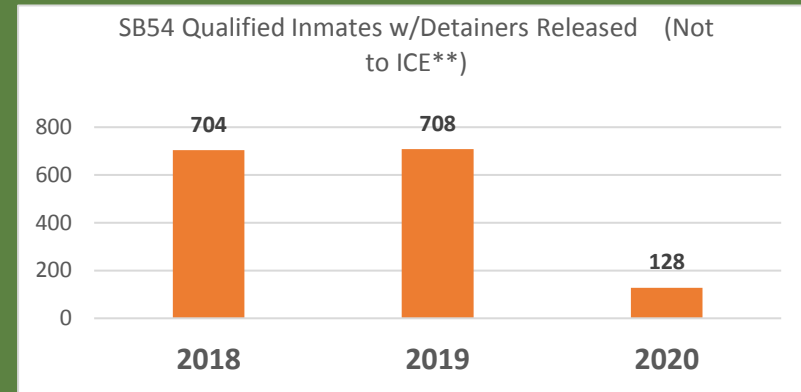
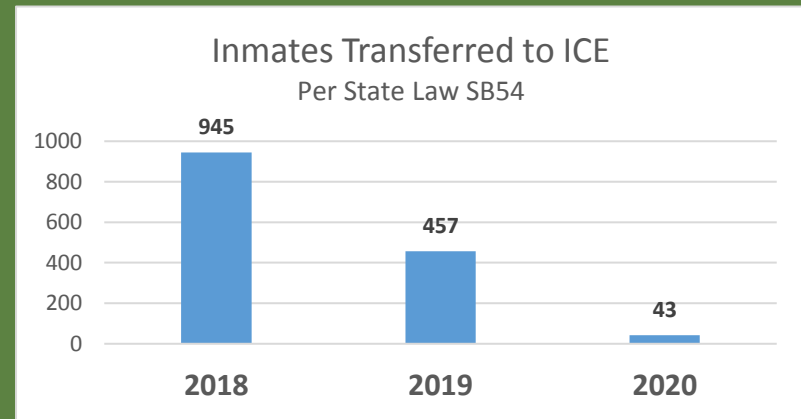


2020 Department ICE Stats Related to ICE Civil Detainers

YEAR: 2020

	TOTAL INMATES RELEASED	Inmates Transferred to ICE Pursuant to State Law SB54	SB54 QUALIFYING INMATES W/DETAINERS RELEASED (NOT TO ICE)	NON-QUALIFYING INMATES W/DETAINERS RELEASED (NOT TO ICE)
Jan	8869	20	18	91
Feb	8218	14	22	25
Mar	9035	6	28	37
Apr	5501	3	6	59
May	3446	0	13	67
Jun	3435	0	3	71
Jul	3615	0	4	91
Aug	3839	0	6	71
Sep	3879	0	8	71
Oct	4526	0	6	74
Nov	3855	0	5	61
Dec	4563	0	9	70
TOTAL	62781	43	128	788




RELEASES TO ICE BY LOCATION	
JAILS	31
STATION	2
COURTS	10

*All statistics are year to date. All statistical information is subject to change.

**Normal release or alternatively transferred (i.e. Rehabilitation, State Prison, Out of County, Open Ward)

Total Civil Detainers Received From ICE

	2018	2019	2020
Jan	446	428	159
Feb	405	402	24
Mar	455	432	52
Apr	500	469	64
May	481	456	91
Jun	465	425	81
Jul	476	446	100
Aug	451	375	94
Sep	375	337	81
Oct	391	166	94
Nov	390	113	73
Dec	398	132	70
TOTAL	5233	4181	983



*All statistics are year to date. All statistical information is subject to change.